



Ver: tesoreria  
Rep: rptAnaliticoPresupuestoEgresos\_FF

Municipio de Emiliano Zapata  
ESTADO DE HIDALGO  
Analitico Mensual de Egresos Pagados por Fuente de Financiamiento al 31/dic./2020  
(Cifras en pesos y centavos)

Fecha y hora de Impresión 19/ene/2021 12:03 p. m.

Objeto del Gasto	Presupuesto Vigente	Ene	Feb	Mar	Abr	May	Jun	Jul	Ago	Sep	Oct	Nov	Dic	Total (Vigente - Total)	Diferencia
------------------	---------------------	-----	-----	-----	-----	-----	-----	-----	-----	-----	-----	-----	-----	-------------------------	------------

<b>11RF18 REPO 2018</b>	<b>\$91,612.31</b>	<b>\$0.00</b>	<b>\$0.00</b>	<b>\$0.00</b>	<b>\$0.00</b>	<b>\$0.00</b>	<b>\$0.00</b>	<b>\$0.00</b>	<b>\$97,539.20</b>	<b>\$34,073.11</b>	<b>\$0.00</b>	<b>\$0.00</b>	<b>\$0.00</b>	<b>\$91,612.31</b>	<b>\$0.00</b>
<b>SERVICIOS PERSONALES</b>															
120000 Remuneraciones al personal de caracter t	\$17,539.20	\$0.00	\$0.00	\$0.00	\$0.00	\$0.00	\$0.00	\$0.00	\$17,539.20	\$0.00	\$0.00	\$0.00	\$0.00	\$17,539.20	\$0.00
121000 Honorarios atribuibles a salarios	\$17,539.20	\$0.00	\$0.00	\$0.00	\$0.00	\$0.00	\$0.00	\$0.00	\$17,539.20	\$0.00	\$0.00	\$0.00	\$0.00	\$17,539.20	\$0.00
121002 HONORARIOS (PERITO VALLADCR)	\$17,539.20	\$0.00	\$0.00	\$0.00	\$0.00	\$0.00	\$0.00	\$0.00	\$17,539.20	\$0.00	\$0.00	\$0.00	\$0.00	\$17,539.20	\$0.00
150000 Otras prestaciones sociales y economicas	\$74,073.11	\$0.00	\$0.00	\$0.00	\$0.00	\$0.00	\$0.00	\$0.00	\$40,000.00	\$34,073.11	\$0.00	\$0.00	\$0.00	\$74,073.11	\$0.00
152001 Indemnizaciones REPO	\$40,000.00	\$0.00	\$0.00	\$0.00	\$0.00	\$0.00	\$0.00	\$0.00	\$40,000.00	\$0.00	\$0.00	\$0.00	\$0.00	\$40,000.00	\$0.00
152001 Indemnizaciones REPO	\$40,000.00	\$0.00	\$0.00	\$0.00	\$0.00	\$0.00	\$0.00	\$0.00	\$40,000.00	\$0.00	\$0.00	\$0.00	\$0.00	\$40,000.00	\$0.00
154000 Prestaciones contractuales	\$34,073.11	\$0.00	\$0.00	\$0.00	\$0.00	\$0.00	\$0.00	\$0.00	\$34,073.11	\$0.00	\$0.00	\$0.00	\$0.00	\$34,073.11	\$0.00
154001 Ayudas con Medicamento y Servicio Medic	\$34,073.11	\$0.00	\$0.00	\$0.00	\$0.00	\$0.00	\$0.00	\$0.00	\$34,073.11	\$0.00	\$0.00	\$0.00	\$0.00	\$34,073.11	\$0.00
200000 <b>MATERIALES Y SUMINISTROS</b>	<b>\$1,353.87</b>	<b>\$0.00</b>	<b>\$0.00</b>	<b>\$0.00</b>	<b>\$0.00</b>	<b>\$0.00</b>	<b>\$0.00</b>	<b>\$0.00</b>	<b>\$1,353.87</b>	<b>\$0.00</b>	<b>\$0.00</b>	<b>\$0.00</b>	<b>\$0.00</b>	<b>\$1,353.87</b>	<b>\$0.00</b>
290000 Herramientas, refacciones y accesorios m	\$1,353.87	\$0.00	\$0.00	\$0.00	\$0.00	\$0.00	\$0.00	\$0.00	\$1,353.87	\$0.00	\$0.00	\$0.00	\$0.00	\$1,353.87	\$0.00
296000 Refacciones y accesorios menores de equi	\$1,353.87	\$0.00	\$0.00	\$0.00	\$0.00	\$0.00	\$0.00	\$0.00	\$1,353.87	\$0.00	\$0.00	\$0.00	\$0.00	\$1,353.87	\$0.00
296003 Refacciones Equipo de Transporte REPO	\$1,353.87	\$0.00	\$0.00	\$0.00	\$0.00	\$0.00	\$0.00	\$0.00	\$1,353.87	\$0.00	\$0.00	\$0.00	\$0.00	\$1,353.87	\$0.00
300000 <b>SERVICIOS GENERALES</b>	<b>\$17,400.00</b>	<b>\$0.00</b>	<b>\$0.00</b>	<b>\$0.00</b>	<b>\$0.00</b>	<b>\$0.00</b>	<b>\$0.00</b>	<b>\$0.00</b>	<b>\$17,400.00</b>	<b>\$0.00</b>	<b>\$0.00</b>	<b>\$0.00</b>	<b>\$0.00</b>	<b>\$17,400.00</b>	<b>\$0.00</b>
360000 Servicios de comunicacion social y public	\$17,400.00	\$0.00	\$0.00	\$0.00	\$0.00	\$0.00	\$0.00	\$0.00	\$17,400.00	\$0.00	\$0.00	\$0.00	\$0.00	\$17,400.00	\$0.00
361000 Difusion por radio, television y otros medios	\$17,400.00	\$0.00	\$0.00	\$0.00	\$0.00	\$0.00	\$0.00	\$0.00	\$17,400.00	\$0.00	\$0.00	\$0.00	\$0.00	\$17,400.00	\$0.00
361001 Difusion de Programas y actividades gubern	\$17,400.00	\$0.00	\$0.00	\$0.00	\$0.00	\$0.00	\$0.00	\$0.00	\$17,400.00	\$0.00	\$0.00	\$0.00	\$0.00	\$17,400.00	\$0.00
<b>REPO 2018</b>	<b>\$170,666.16</b>	<b>\$0.00</b>	<b>\$0.00</b>	<b>\$0.00</b>	<b>\$0.00</b>	<b>\$0.00</b>	<b>\$0.00</b>	<b>\$0.00</b>	<b>\$79,739.20</b>	<b>\$35,726.36</b>	<b>\$0.00</b>	<b>\$0.00</b>	<b>\$0.00</b>	<b>\$110,365.18</b>	<b>\$0.00</b>

<b>11RF19 REPO 2019</b>	<b>\$144,556.67</b>	<b>\$22,000.00</b>	<b>\$0.00</b>	<b>\$0.00</b>	<b>\$0.00</b>	<b>\$0.00</b>	<b>\$0.00</b>	<b>\$0.00</b>	<b>\$33,888.67</b>	<b>\$0.00</b>	<b>\$0.00</b>	<b>\$0.00</b>	<b>\$0.00</b>	<b>\$55,888.67</b>	<b>\$88,668.00</b>
<b>SERVICIOS PERSONALES</b>															
120000 Remuneraciones al personal de caracter t	\$88,668.00	\$0.00	\$0.00	\$0.00	\$0.00	\$0.00	\$0.00	\$0.00	\$88,668.00	\$0.00	\$0.00	\$0.00	\$0.00	\$88,668.00	\$0.00
122000 Sueldos base al personal eventual	\$88,668.00	\$0.00	\$0.00	\$0.00	\$0.00	\$0.00	\$0.00	\$0.00	\$88,668.00	\$0.00	\$0.00	\$0.00	\$0.00	\$88,668.00	\$0.00
122001 Sueldo Base a Personal Eventual REPO	\$88,668.00	\$0.00	\$0.00	\$0.00	\$0.00	\$0.00	\$0.00	\$0.00	\$88,668.00	\$0.00	\$0.00	\$0.00	\$0.00	\$88,668.00	\$0.00
150000 Otras prestaciones sociales y economicas	\$55,888.67	\$22,000.00	\$0.00	\$0.00	\$0.00	\$0.00	\$0.00	\$0.00	\$33,888.67	\$0.00	\$0.00	\$0.00	\$0.00	\$55,888.67	\$0.00
152001 Indemnizaciones	\$33,888.67	\$0.00	\$0.00	\$0.00	\$0.00	\$0.00	\$0.00	\$0.00	\$33,888.67	\$0.00	\$0.00	\$0.00	\$0.00	\$33,888.67	\$0.00
152001 Indemnizaciones REPO	\$33,888.67	\$0.00	\$0.00	\$0.00	\$0.00	\$0.00	\$0.00	\$0.00	\$33,888.67	\$0.00	\$0.00	\$0.00	\$0.00	\$33,888.67	\$0.00
154000 Prestaciones contractuales	\$22,000.00	\$22,000.00	\$0.00	\$0.00	\$0.00	\$0.00	\$0.00	\$0.00	\$0.00	\$0.00	\$0.00	\$0.00	\$0.00	\$22,000.00	\$0.00
154000 Apoyo para Gastos Funerarios REPO	\$22,000.00	\$22,000.00	\$0.00	\$0.00	\$0.00	\$0.00	\$0.00	\$0.00	\$0.00	\$0.00	\$0.00	\$0.00	\$0.00	\$22,000.00	\$0.00
200000 <b>MATERIALES Y SUMINISTROS</b>	<b>\$235,246.98</b>	<b>\$106,169.95</b>	<b>\$0.00</b>	<b>\$0.00</b>	<b>\$0.00</b>	<b>\$0.00</b>	<b>\$0.00</b>	<b>\$0.00</b>	<b>\$28,654.36</b>	<b>\$0.00</b>	<b>\$0.00</b>	<b>\$0.00</b>	<b>\$0.00</b>	<b>\$141,091.98</b>	<b>\$94,155.00</b>
210000 <b>Materiales de administracion, emision de i</b>	<b>\$54,161.16</b>	<b>\$0.00</b>	<b>\$0.00</b>	<b>\$0.00</b>	<b>\$0.00</b>	<b>\$0.00</b>	<b>\$0.00</b>	<b>\$0.00</b>	<b>\$28,654.36</b>	<b>\$0.00</b>	<b>\$0.00</b>	<b>\$0.00</b>	<b>\$0.00</b>	<b>\$28,654.36</b>	<b>\$25,498.80</b>
211000 Materiales, utiles y equipos menores de ofic	\$25,498.80	\$0.00	\$0.00	\$0.00	\$0.00	\$0.00	\$0.00	\$0.00	\$28,654.36	\$0.00	\$0.00	\$0.00	\$0.00	\$25,498.80	\$0.00
211001 Papelaria y Otros Enseres de Oficina REPC	\$25,498.80	\$0.00	\$0.00	\$0.00	\$0.00	\$0.00	\$0.00	\$0.00	\$28,654.36	\$0.00	\$0.00	\$0.00	\$0.00	\$25,498.80	\$0.00
216000 Material de Limpieza	\$28,654.36	\$0.00	\$0.00	\$0.00	\$0.00	\$0.00	\$0.00	\$0.00	\$28,654.36	\$0.00	\$0.00	\$0.00	\$0.00	\$28,654.36	\$0.00
216001 Material de Limpieza REPO	\$28,654.36	\$0.00	\$0.00	\$0.00	\$0.00	\$0.00	\$0.00	\$0.00	\$28,654.36	\$0.00	\$0.00	\$0.00	\$0.00	\$28,654.36	\$0.00
240000 <b>Materiales y servicios de construccion y d</b>	<b>\$62,644.28</b>	<b>\$46,671.09</b>	<b>\$0.00</b>	<b>\$0.00</b>	<b>\$0.00</b>	<b>\$0.00</b>	<b>\$0.00</b>	<b>\$0.00</b>	<b>\$0.00</b>	<b>\$0.00</b>	<b>\$0.00</b>	<b>\$0.00</b>	<b>\$0.00</b>	<b>\$46,671.09</b>	<b>\$12,281.20</b>





Ur: tesoreria  
Rop: rpt/AnaliticoPresupuestoEgresos\_FF

### Municipio de Emiliano Zapata ESTADO DE HIDALGO

#### Analitico Mensual de Egresos Pagados por Fuente de Financiamiento al 31/dic-/2020 (Cifras en pesos y centavos)

Fecha y Hora de Impresión | 19/ene/2021 | 12:03 p. m.

Objeto del Gasto	Presupuesto Vigente	Ene	Feb	Mar	Abr	May	Jun	Jul	Ago	Sep	Oct	Nov	Dic	Total	Diferencia (Vigente - Total)
242000 Cemento y productos de concreto	\$20,823.10	\$17,914.32	\$0.00	\$0.00	\$0.00	\$0.00	\$0.00	\$2,908.78	\$0.00	\$0.00	\$0.00	\$0.00	\$0.00	\$20,823.10	\$0.00
242002 Cemento y Productos de Concreto REPO	\$20,823.10	\$17,914.32	\$0.00	\$0.00	\$0.00	\$0.00	\$0.00	\$2,908.78	\$0.00	\$0.00	\$0.00	\$0.00	\$0.00	\$20,823.10	\$0.00
246000 Material eléctrico y electrónico	\$12,261.20	\$0.00	\$0.00	\$0.00	\$0.00	\$0.00	\$0.00	\$0.00	\$0.00	\$0.00	\$0.00	\$0.00	\$0.00	\$0.00	\$12,261.20
246001 Material Eléctrico y Electrónico REPO	\$12,261.20	\$0.00	\$0.00	\$0.00	\$0.00	\$0.00	\$0.00	\$0.00	\$0.00	\$0.00	\$0.00	\$0.00	\$0.00	\$0.00	\$12,261.20
247000 Artículos médicos para la construcción	\$17,357.14	\$15,553.83	\$0.00	\$0.00	\$0.00	\$0.00	\$0.00	\$1,803.21	\$0.00	\$0.00	\$0.00	\$0.00	\$0.00	\$17,357.14	\$0.00
247002 Artículos Médicos para la Construcción RE	\$17,357.14	\$15,553.83	\$0.00	\$0.00	\$0.00	\$0.00	\$0.00	\$1,803.21	\$0.00	\$0.00	\$0.00	\$0.00	\$0.00	\$17,357.14	\$0.00
248000 Otros materiales y artículos de construcción	\$12,402.84	\$12,402.84	\$0.00	\$0.00	\$0.00	\$0.00	\$0.00	\$0.00	\$0.00	\$0.00	\$0.00	\$0.00	\$0.00	\$12,402.84	\$0.00
248002 Otros materiales y artículos de construcción	\$12,402.84	\$12,402.84	\$0.00	\$0.00	\$0.00	\$0.00	\$0.00	\$0.00	\$0.00	\$0.00	\$0.00	\$0.00	\$0.00	\$12,402.84	\$0.00
250000 Productos químicos, farmacéuticos y de l	\$46,400.00	\$0.00	\$0.00	\$0.00	\$0.00	\$0.00	\$0.00	\$0.00	\$0.00	\$0.00	\$0.00	\$0.00	\$0.00	\$0.00	\$46,400.00
250002 Medicinas y productos farmacéuticos	\$46,400.00	\$0.00	\$0.00	\$0.00	\$0.00	\$0.00	\$0.00	\$0.00	\$0.00	\$0.00	\$0.00	\$0.00	\$0.00	\$0.00	\$46,400.00
253001 Medicinas y Productos Farmacéuticos REPI	\$46,400.00	\$0.00	\$0.00	\$0.00	\$0.00	\$0.00	\$0.00	\$0.00	\$0.00	\$0.00	\$0.00	\$0.00	\$0.00	\$0.00	\$46,400.00
260000 Combustibles, lubricantes y aditivos	\$60,297.86	\$60,297.86	\$0.00	\$0.00	\$0.00	\$0.00	\$0.00	\$0.00	\$0.00	\$0.00	\$0.00	\$0.00	\$0.00	\$0.00	\$60,297.86
261000 Combustibles, lubricantes y aditivos	\$60,297.86	\$60,297.86	\$0.00	\$0.00	\$0.00	\$0.00	\$0.00	\$0.00	\$0.00	\$0.00	\$0.00	\$0.00	\$0.00	\$0.00	\$60,297.86
261001 Combustibles, Lubricantes y Aditivos REPO	\$60,297.86	\$60,297.86	\$0.00	\$0.00	\$0.00	\$0.00	\$0.00	\$0.00	\$0.00	\$0.00	\$0.00	\$0.00	\$0.00	\$0.00	\$60,297.86
290000 Herramientas, refacciones y accesorios m	\$1,546.88	\$0.00	\$0.00	\$0.00	\$0.00	\$0.00	\$0.00	\$1,546.88	\$0.00	\$0.00	\$0.00	\$0.00	\$0.00	\$1,546.88	\$0.00
291000 Herramientas menores	\$1,546.88	\$0.00	\$0.00	\$0.00	\$0.00	\$0.00	\$0.00	\$1,546.88	\$0.00	\$0.00	\$0.00	\$0.00	\$0.00	\$1,546.88	\$0.00
291001 Herramientas Menores REPO	\$1,546.88	\$0.00	\$0.00	\$0.00	\$0.00	\$0.00	\$0.00	\$1,546.88	\$0.00	\$0.00	\$0.00	\$0.00	\$0.00	\$1,546.88	\$0.00
300000 SERVICIOS GENERALES	\$829,482.15	\$115,092.00	\$0.00	\$0.00	\$0.00	\$0.00	\$0.00	\$4,741.33	\$0.00	\$0.00	\$0.00	\$0.00	\$0.00	\$194,789.74	\$634,692.41
320000 Servicios de arrendamiento	\$20,733.33	\$10,092.00	\$0.00	\$0.00	\$0.00	\$0.00	\$0.00	\$641.33	\$0.00	\$0.00	\$0.00	\$0.00	\$0.00	\$10,733.33	\$10,000.00
322000 Arrendamiento de edificios	\$10,000.00	\$0.00	\$0.00	\$0.00	\$0.00	\$0.00	\$0.00	\$0.00	\$0.00	\$0.00	\$0.00	\$0.00	\$0.00	\$0.00	\$10,000.00
322001 Arrendamiento de edificios REPO	\$10,000.00	\$0.00	\$0.00	\$0.00	\$0.00	\$0.00	\$0.00	\$0.00	\$0.00	\$0.00	\$0.00	\$0.00	\$0.00	\$0.00	\$10,000.00
326000 Arrendamiento de maquinaria, otros equip	\$10,733.33	\$10,092.00	\$0.00	\$0.00	\$0.00	\$0.00	\$0.00	\$641.33	\$0.00	\$0.00	\$0.00	\$0.00	\$0.00	\$10,733.33	\$0.00
326002 Arrendamiento de Maquinaria y Equipo REI	\$10,733.33	\$10,092.00	\$0.00	\$0.00	\$0.00	\$0.00	\$0.00	\$641.33	\$0.00	\$0.00	\$0.00	\$0.00	\$0.00	\$10,733.33	\$0.00
330000 Servicios profesionales, científicos, técni	\$74,813.62	\$0.00	\$0.00	\$0.00	\$0.00	\$0.00	\$0.00	\$0.00	\$0.00	\$0.00	\$0.00	\$0.00	\$0.00	\$0.00	\$74,813.62
331000 Servicios legales, de contabilidad, auditoría	\$41,790.00	\$0.00	\$0.00	\$0.00	\$0.00	\$0.00	\$0.00	\$0.00	\$0.00	\$0.00	\$0.00	\$0.00	\$0.00	\$0.00	\$41,790.00
331003 Servicios de Consultoría REPO	\$41,790.00	\$0.00	\$0.00	\$0.00	\$0.00	\$0.00	\$0.00	\$0.00	\$0.00	\$0.00	\$0.00	\$0.00	\$0.00	\$0.00	\$41,790.00
336000 Servicios de apoyo administrativo, fotocopi	\$33,053.62	\$0.00	\$0.00	\$0.00	\$0.00	\$0.00	\$0.00	\$0.00	\$0.00	\$0.00	\$0.00	\$0.00	\$0.00	\$0.00	\$33,053.62
336001 Servicios de apoyo administrativo, fotocopie	\$33,053.62	\$0.00	\$0.00	\$0.00	\$0.00	\$0.00	\$0.00	\$0.00	\$0.00	\$0.00	\$0.00	\$0.00	\$0.00	\$0.00	\$33,053.62
350000 Servicios de instalación, reparación, mant	\$30,780.00	\$0.00	\$0.00	\$0.00	\$0.00	\$0.00	\$0.00	\$0.00	\$0.00	\$0.00	\$0.00	\$0.00	\$0.00	\$0.00	\$30,780.00
351000 Conservación y mantenimiento menor de in	\$4,100.00	\$0.00	\$0.00	\$0.00	\$0.00	\$0.00	\$0.00	\$0.00	\$0.00	\$0.00	\$0.00	\$0.00	\$0.00	\$0.00	\$4,100.00
351012 Reparación y mantenimiento de Redes de In	\$4,100.00	\$0.00	\$0.00	\$0.00	\$0.00	\$0.00	\$0.00	\$0.00	\$0.00	\$0.00	\$0.00	\$0.00	\$0.00	\$0.00	\$4,100.00
359000 Servicios de jardinería y Navegación	\$26,880.00	\$0.00	\$0.00	\$0.00	\$0.00	\$0.00	\$0.00	\$0.00	\$0.00	\$0.00	\$0.00	\$0.00	\$0.00	\$0.00	\$26,880.00
359005 Servicio de Sanitización REPO	\$26,880.00	\$0.00	\$0.00	\$0.00	\$0.00	\$0.00	\$0.00	\$0.00	\$0.00	\$0.00	\$0.00	\$0.00	\$0.00	\$0.00	\$26,880.00
362000 Servicios oficiales	\$502,455.20	\$106,090.00	\$0.00	\$0.00	\$0.00	\$0.00	\$0.00	\$0.00	\$0.00	\$0.00	\$0.00	\$0.00	\$0.00	\$394,789.74	\$107,665.46
362001 Gastos de orden social y cultural	\$502,455.20	\$106,090.00	\$0.00	\$0.00	\$0.00	\$0.00	\$0.00	\$0.00	\$0.00	\$0.00	\$0.00	\$0.00	\$0.00	\$394,789.74	\$107,665.46
400000 TRANSFERENCIAS, ASIGNACIONES	\$46,538.00	\$0.00	\$0.00	\$0.00	\$0.00	\$0.00	\$0.00	\$0.00	\$0.00	\$0.00	\$0.00	\$0.00	\$0.00	\$0.00	\$46,538.00
440000 Ayudas sociales	\$46,538.00	\$0.00	\$0.00	\$0.00	\$0.00	\$0.00	\$0.00	\$0.00	\$0.00	\$0.00	\$0.00	\$0.00	\$0.00	\$0.00	\$46,538.00
441000 Ayudas sociales a personas	\$26,816.00	\$0.00	\$0.00	\$0.00	\$0.00	\$0.00	\$0.00	\$0.00	\$0.00	\$0.00	\$0.00	\$0.00	\$0.00	\$0.00	\$26,816.00
441003 AYUDAS A PERSONAS REPO	\$26,816.00	\$0.00	\$0.00	\$0.00	\$0.00	\$0.00	\$0.00	\$0.00	\$0.00	\$0.00	\$0.00	\$0.00	\$0.00	\$0.00	\$26,816.00





Ustr: tesoreria  
 Rep: rptAnaliticoPresupuestoEgresos\_FF

Municipio de Emiliano Zapata  
 ESTADO DE HIDALGO  
 Analitico Mensual de Egresos Pagados por Fuente de Financiamiento al 31/dic/2020  
 (Cuentas con Movimientos)  
 (Cifras en pesos y centavos)

Fecha y hora de Impresión: 12:03 p. m.

Objeto del Gasto	Presupuesto Vigente	Ene	Feb	Mar	Abr	May	Jun	Jul	Ago	Sep	Oct	Nov	Dic	Total (Vigente - Total)	Diferencia
248001 Material Electronico y Electronica REPO	\$1,742,930.95	\$0.00	\$2,644.80	\$447,453.75	\$0.00	\$0.00	\$720.00	\$693,037.03	\$593,217.17	\$0.00	\$2,464.50	\$1,468.50	\$1,894.20	\$1,742,930.95	\$0.00
247000 Articulos metalicos para la construccion	\$377.86	\$0.00	\$0.00	\$0.00	\$0.00	\$0.00	\$377.86	\$0.00	\$0.00	\$0.00	\$0.00	\$0.00	\$0.00	\$377.86	\$0.00
247002 Articulos Metalicos para la Construccion RE	\$377.86	\$0.00	\$0.00	\$0.00	\$0.00	\$0.00	\$377.86	\$0.00	\$0.00	\$0.00	\$0.00	\$0.00	\$0.00	\$377.86	\$0.00
248000 Materiales complementarios	\$4,829.00	\$0.00	\$0.00	\$0.00	\$0.00	\$0.00	\$0.00	\$0.00	\$0.00	\$0.00	\$4,829.00	\$0.00	\$0.00	\$4,829.00	\$0.00
248002 Materiales Complementarios REPO	\$4,829.00	\$0.00	\$0.00	\$0.00	\$0.00	\$0.00	\$0.00	\$0.00	\$0.00	\$0.00	\$4,829.00	\$0.00	\$0.00	\$4,829.00	\$0.00
249000 Otros materiales y articulos de construccion	\$6,395.80	\$0.00	\$0.00	\$0.00	\$0.00	\$0.00	\$0.00	\$0.00	\$0.00	\$0.00	\$0.00	\$6,395.80	\$158.00	\$6,395.80	\$0.00
249002 Otros materiales y articulos de construccion	\$6,395.80	\$0.00	\$0.00	\$0.00	\$0.00	\$0.00	\$0.00	\$0.00	\$0.00	\$0.00	\$0.00	\$6,395.80	\$158.00	\$6,395.80	\$0.00
<b>250000 Productos quimicos, farmaceuticos y de l</b>	<b>\$70,228.23</b>	<b>\$0.00</b>	<b>\$2,000.00</b>	<b>\$0.00</b>	<b>\$0.00</b>	<b>\$4,128.54</b>	<b>\$54,165.88</b>	<b>\$5,363.82</b>	<b>\$880.00</b>	<b>\$0.00</b>	<b>\$1,969.99</b>	<b>\$0.00</b>	<b>\$1,740.00</b>	<b>\$70,228.23</b>	<b>\$0.00</b>
252000 Fertilizantes, pesticidas y otros agroquimicos	\$3,880.00	\$0.00	\$2,000.00	\$0.00	\$0.00	\$0.00	\$0.00	\$0.00	\$880.00	\$0.00	\$0.00	\$0.00	\$1,000.00	\$3,880.00	\$0.00
252004 Plaguicidas, Abonos y Fertilizantes REPO	\$3,880.00	\$0.00	\$2,000.00	\$0.00	\$0.00	\$0.00	\$0.00	\$0.00	\$880.00	\$0.00	\$0.00	\$0.00	\$1,000.00	\$3,880.00	\$0.00
253004 Medicinas y Productos Farmaceuticos REPI	\$13,443.67	\$0.00	\$0.00	\$0.00	\$4,128.54	\$0.00	\$1,261.32	\$5,363.82	\$0.00	\$0.00	\$1,869.99	\$0.00	\$740.00	\$13,443.67	\$0.00
253001 Medicinas y Productos Farmaceuticos REPI	\$13,443.67	\$0.00	\$0.00	\$0.00	\$4,128.54	\$0.00	\$1,261.32	\$5,363.82	\$0.00	\$0.00	\$1,869.99	\$0.00	\$740.00	\$13,443.67	\$0.00
259000 Otros productos quimicos	\$52,914.56	\$0.00	\$0.00	\$0.00	\$0.00	\$0.00	\$52,914.56	\$0.00	\$0.00	\$0.00	\$0.00	\$0.00	\$0.00	\$52,914.56	\$0.00
259003 Otros Productos quimicos (Choro) REPO	\$52,914.56	\$0.00	\$0.00	\$0.00	\$0.00	\$0.00	\$52,914.56	\$0.00	\$0.00	\$0.00	\$0.00	\$0.00	\$0.00	\$52,914.56	\$0.00
<b>260000 Combustibles, lubricantes y aditivos</b>	<b>\$272,756.69</b>	<b>\$0.00</b>	<b>\$220,466.58</b>	<b>\$3,434.30</b>	<b>\$1,000.00</b>	<b>\$16,455.00</b>	<b>\$7,965.35</b>	<b>\$2,154.40</b>	<b>\$12,154.08</b>	<b>\$810.00</b>	<b>\$1,874.54</b>	<b>\$2,616.20</b>	<b>\$4,726.24</b>	<b>\$272,756.69</b>	<b>\$0.00</b>
261000 Combustibles, Lubricantes y aditivos	\$272,756.69	\$0.00	\$220,466.58	\$3,434.30	\$1,000.00	\$16,455.00	\$7,965.35	\$2,154.40	\$12,154.08	\$810.00	\$1,874.54	\$2,616.20	\$4,726.24	\$272,756.69	\$0.00
261001 Combustibles, Lubricantes y aditivos REPO	\$272,756.69	\$0.00	\$220,466.58	\$3,434.30	\$1,000.00	\$16,455.00	\$7,965.35	\$2,154.40	\$12,154.08	\$810.00	\$1,874.54	\$2,616.20	\$4,726.24	\$272,756.69	\$0.00
<b>270000 Vestuario, blancos, prendas de protector</b>	<b>\$124,468.70</b>	<b>\$0.00</b>	<b>\$0.00</b>	<b>\$0.00</b>	<b>\$1,400.00</b>	<b>\$15,715.00</b>	<b>\$15,715.00</b>	<b>\$0.00</b>	<b>\$82,966.40</b>	<b>\$0.00</b>	<b>\$0.00</b>	<b>\$769.50</b>	<b>\$23,597.80</b>	<b>\$124,468.70</b>	<b>\$0.00</b>
272001 Prendas de seguridad y proteccion persona	\$124,468.70	\$0.00	\$0.00	\$0.00	\$1,400.00	\$15,715.00	\$15,715.00	\$0.00	\$82,966.40	\$0.00	\$0.00	\$769.50	\$23,597.80	\$124,468.70	\$0.00
272001 Prendas de Seguridad y Proteccion Persona	\$124,468.70	\$0.00	\$0.00	\$0.00	\$1,400.00	\$15,715.00	\$15,715.00	\$0.00	\$82,966.40	\$0.00	\$0.00	\$769.50	\$23,597.80	\$124,468.70	\$0.00
<b>290000 Herramientas, refacciones y accesorios m</b>	<b>\$154,759.62</b>	<b>\$0.00</b>	<b>\$41,466.59</b>	<b>\$36,080.44</b>	<b>\$5,687.08</b>	<b>\$0.00</b>	<b>\$19,046.14</b>	<b>\$2,528.00</b>	<b>\$22,410.48</b>	<b>\$0.00</b>	<b>\$4,520.42</b>	<b>\$47.00</b>	<b>\$1,792.50</b>	<b>\$154,759.62</b>	<b>\$0.00</b>
291001 Herramientas menores REPO	\$154,759.62	\$0.00	\$41,466.59	\$36,080.44	\$5,687.08	\$0.00	\$19,046.14	\$2,528.00	\$22,410.48	\$0.00	\$4,520.42	\$47.00	\$1,792.50	\$154,759.62	\$0.00
291001 Herramientas y accesorios menores de equi	\$154,759.62	\$0.00	\$41,466.59	\$36,080.44	\$5,687.08	\$0.00	\$19,046.14	\$2,528.00	\$22,410.48	\$0.00	\$4,520.42	\$47.00	\$1,792.50	\$154,759.62	\$0.00
296003 Refacciones Equipo de Transporte REPO	\$41,588.63	\$0.00	\$9,279.88	\$928.00	\$1,862.57	\$0.00	\$21,465.40	\$3,822.20	\$4,100.78	\$0.00	\$0.00	\$0.00	\$0.00	\$41,588.63	\$0.00
296003 Refacciones y accesorios menores de maq	\$41,588.63	\$0.00	\$9,279.88	\$928.00	\$1,862.57	\$0.00	\$21,465.40	\$3,822.20	\$4,100.78	\$0.00	\$0.00	\$0.00	\$0.00	\$41,588.63	\$0.00
298001 Refacciones y accesorios menores de maq	\$6,636.80	\$0.00	\$0.00	\$6,636.80	\$0.00	\$0.00	\$0.00	\$0.00	\$0.00	\$0.00	\$0.00	\$0.00	\$0.00	\$6,636.80	\$0.00
298001 Refacciones y accesorios menores de maq	\$6,636.80	\$0.00	\$0.00	\$6,636.80	\$0.00	\$0.00	\$0.00	\$0.00	\$0.00	\$0.00	\$0.00	\$0.00	\$0.00	\$6,636.80	\$0.00
<b>300000 SERVICIOS GENERALES</b>	<b>\$8,061,223.71</b>	<b>\$2,097,914.95</b>	<b>\$470,141.58</b>	<b>\$3,856,045.79</b>	<b>\$387,582.38</b>	<b>\$156,822.92</b>	<b>\$362,777.86</b>	<b>\$50,241.92</b>	<b>\$731,252.36</b>	<b>\$118,139.00</b>	<b>\$30,666.42</b>	<b>\$77,026.68</b>	<b>\$208,666.15</b>	<b>\$8,061,223.71</b>	<b>\$0.00</b>
<b>SERVICIOS basicos</b>	<b>\$911,356.72</b>	<b>\$7,546.00</b>	<b>\$146,676.93</b>	<b>\$12,941.21</b>	<b>\$162,111.81</b>	<b>\$12,416.00</b>	<b>\$161,159.23</b>	<b>\$13,139.69</b>	<b>\$254,458.18</b>	<b>\$7,904.00</b>	<b>\$11,065.30</b>	<b>\$7,904.00</b>	<b>\$12,098.77</b>	<b>\$911,356.72</b>	<b>\$0.00</b>
311000 Energia electrica	\$883,171.38	\$7,546.00	\$146,676.93	\$12,941.21	\$162,111.81	\$12,416.00	\$161,159.23	\$13,139.69	\$254,458.18	\$7,904.00	\$11,065.30	\$7,904.00	\$12,098.77	\$883,171.38	\$0.00
311001 Servicio de Energia Electrica REPO	\$883,171.38	\$7,546.00	\$146,676.93	\$12,941.21	\$162,111.81	\$12,416.00	\$161,159.23	\$13,139.69	\$254,458.18	\$7,904.00	\$11,065.30	\$7,904.00	\$12,098.77	\$883,171.38	\$0.00
312000 Gas	\$14,730.20	\$0.00	\$0.00	\$0.00	\$5,104.63	\$0.00	\$6,377.27	\$0.00	\$0.00	\$0.00	\$246.30	\$0.00	\$0.00	\$14,730.20	\$0.00
312001 Gas LP REPO	\$14,730.20	\$0.00	\$0.00	\$0.00	\$5,104.63	\$0.00	\$6,377.27	\$0.00	\$0.00	\$0.00	\$246.30	\$0.00	\$0.00	\$14,730.20	\$0.00
314000 Telefonía Tradicional	\$97,181.00	\$7,545.00	\$7,994.00	\$8,443.00	\$7,545.00	\$7,774.00	\$8,224.00	\$7,225.00	\$7,792.00	\$7,904.00	\$10,088.00	\$7,904.00	\$8,742.00	\$97,181.00	\$0.00
314001 Servicia Telefonía Tradicional REPO	\$97,181.00	\$7,545.00	\$7,994.00	\$8,443.00	\$7,545.00	\$7,774.00	\$8,224.00	\$7,225.00	\$7,792.00	\$7,904.00	\$10,088.00	\$7,904.00	\$8,742.00	\$97,181.00	\$0.00
319000 Servicios integrales y otros servicios	\$16,304.14	\$0.00	\$0.00	\$4,498.21	\$781.98	\$4,644.00	\$465.26	\$5,814.69	\$0.00	\$0.00	\$0.00	\$0.00	\$0.00	\$16,304.14	\$0.00
319003 Servicios Integrales y otros servicios REPO	\$16,304.14	\$0.00	\$0.00	\$4,498.21	\$781.98	\$4,644.00	\$465.26	\$5,814.69	\$0.00	\$0.00	\$0.00	\$0.00	\$0.00	\$16,304.14	\$0.00
<b>320000 Servicios de arrendamiento</b>	<b>\$365,506.04</b>	<b>\$40,600.00</b>	<b>\$10,000.00</b>	<b>\$73,018.00</b>	<b>\$0.00</b>	<b>\$0.00</b>	<b>\$49,760.00</b>	<b>\$162,400.00</b>	<b>\$4,440.00</b>	<b>\$2,200.00</b>	<b>\$3,144.04</b>	<b>\$3,320.00</b>	<b>\$19,864.00</b>	<b>\$365,506.04</b>	<b>\$0.00</b>
322000 Arrendamiento de edificios	\$365,506.04	\$40,600.00	\$10,000.00	\$73,018.00	\$0.00	\$0.00	\$49,760.00	\$162,400.00	\$4,440.00	\$2,200.00	\$3,144.04	\$3,320.00	\$19,864.00	\$365,506.04	\$0.00
322001 Arrendamiento de edificios REPO	\$365,506.04	\$40,600.00	\$10,000.00	\$73,018.00	\$0.00	\$0.00	\$49,760.00	\$162,400.00	\$4,440.00	\$2,200.00	\$3,144.04	\$3,320.00	\$19,864.00	\$365,506.04	\$0.00



**Municipio de Emiliano Zapata**  
**ESTADO DE HIDALGO**  
**Analitico Mensual de Egresos Pagados por Fuente de Financiamiento al 31/dic/2020**  
(Cifras en pesos y centavos)

Objeto del Gasto	Presupuesto Vigente	Ene	Feb	Mar	Abr	May	Jun	Jul	Ago	Sep	Oct	Nov	Dic	Total (Vigente - Total)	Diferencia
326000 Arrendamiento de maquinaria, otros equipos	\$326,808.04	\$40,800.00	\$0.00	\$53,018.00	\$0.00	\$0.00	\$46,720.00	\$0.00	\$162,400.00	\$2,240.00	\$3,144.04	\$1,120.00	\$17,894.00	\$328,808.04	\$0.00
326002 Arrendamiento de Maquinaria y Equipo REE	\$326,808.04	\$40,800.00	\$0.00	\$53,018.00	\$0.00	\$0.00	\$46,720.00	\$0.00	\$162,400.00	\$2,240.00	\$3,144.04	\$1,120.00	\$17,894.00	\$328,808.04	\$0.00
330000 Servicios profesionales, científicos, técnicos	\$106,226.32	\$0.00	\$21,019.20	\$0.00	\$1,255.78	\$19,476.72	\$40,512.78	\$65.00	\$15,194.94	\$0.00	\$2,500.00	\$0.00	\$5,800.00	\$106,226.32	\$0.00
331000 Servicios legales, de contabilidad auxiliar	\$20,880.00	\$0.00	\$0.00	\$0.00	\$0.00	\$15,080.00	\$0.00	\$0.00	\$0.00	\$0.00	\$0.00	\$0.00	\$5,800.00	\$20,880.00	\$0.00
331001 Servicios legales	\$15,080.00	\$0.00	\$0.00	\$0.00	\$0.00	\$15,080.00	\$0.00	\$0.00	\$0.00	\$0.00	\$0.00	\$0.00	\$5,800.00	\$15,080.00	\$0.00
331005 Servicio de Asesoría REPO	\$5,800.00	\$0.00	\$0.00	\$0.00	\$0.00	\$0.00	\$0.00	\$0.00	\$0.00	\$0.00	\$0.00	\$0.00	\$0.00	\$5,800.00	\$0.00
333000 Servicio de consultoría administrativa, pro	\$30,624.00	\$0.00	\$4,176.00	\$0.00	\$0.00	\$0.00	\$12,528.00	\$0.00	\$11,020.00	\$0.00	\$2,600.00	\$0.00	\$0.00	\$30,624.00	\$0.00
336000 Servicios de apoyo administrativo, fotocopia	\$54,722.32	\$0.00	\$16,843.20	\$0.00	\$1,255.78	\$4,398.72	\$27,964.78	\$85.00	\$4,174.84	\$0.00	\$0.00	\$0.00	\$0.00	\$54,722.32	\$0.00
339001 Servicios de apoyo administrativo, fotocopia	\$54,722.32	\$0.00	\$16,843.20	\$0.00	\$1,255.78	\$4,398.72	\$27,964.78	\$85.00	\$4,174.84	\$0.00	\$0.00	\$0.00	\$0.00	\$54,722.32	\$0.00
346000 Seguros de bienes patrimoniales	\$59,233.95	\$17,777.95	\$15,680.00	\$17,400.00	\$0.00	\$0.00	\$0.00	\$0.00	\$0.00	\$0.00	\$0.00	\$0.00	\$0.00	\$59,233.95	\$0.00
346005 Seguro de Equipo de Transporte	\$17,777.95	\$17,777.95	\$0.00	\$0.00	\$0.00	\$0.00	\$0.00	\$0.00	\$0.00	\$0.00	\$0.00	\$0.00	\$0.00	\$17,777.95	\$0.00
347000 Fletes y manobras	\$41,456.00	\$0.00	\$15,680.00	\$17,400.00	\$0.00	\$0.00	\$0.00	\$0.00	\$0.00	\$0.00	\$0.00	\$0.00	\$0.00	\$41,456.00	\$0.00
347001 Fletes y Manobras REPO	\$41,456.00	\$0.00	\$15,680.00	\$17,400.00	\$0.00	\$0.00	\$0.00	\$0.00	\$0.00	\$0.00	\$0.00	\$0.00	\$0.00	\$41,456.00	\$0.00
351000 Conservación y mantenimiento menor de in	\$329,585.43	\$30,300.00	\$84,175.50	\$0.00	\$8,000.00	\$0.00	\$80,767.00	\$0.00	\$3,780.70	\$40,000.00	\$0.00	\$15,116.00	\$14,308.20	\$329,585.43	\$0.00
351001 Conservación y mantenimiento menor de in	\$113,021.40	\$12,700.00	\$18,775.50	\$0.00	\$8,000.00	\$0.00	\$39,740.00	\$0.00	\$0.00	\$0.00	\$0.00	\$0.00	\$0.00	\$113,021.40	\$0.00
351012 Reparación y mantenimiento de Cables y Pu	\$179,068.89	\$40,800.00	\$75,400.00	\$0.00	\$0.00	\$0.00	\$0.00	\$0.00	\$0.00	\$40,000.00	\$0.00	\$10,398.89	\$12,667.00	\$179,068.89	\$0.00
352000 Instalación, reparación y mantenimiento de	\$27,817.43	\$0.00	\$0.00	\$0.00	\$0.00	\$0.00	\$21,027.00	\$0.00	\$0.00	\$0.00	\$7,787.12	\$3,354.69	\$5,088.23	\$27,817.43	\$0.00
352001 Mantenimiento de Mobiliario y Equipo de Ac	\$11,783.20	\$0.00	\$0.00	\$0.00	\$0.00	\$0.00	\$0.00	\$11,533.20	\$0.00	\$0.00	\$180.00	\$0.00	\$0.00	\$11,783.20	\$0.00
352006 Mantenimiento de Equipo y Aparatos de Co	\$15,034.23	\$0.00	\$0.00	\$1,044.23	\$0.00	\$0.00	\$0.00	\$0.00	\$0.00	\$0.00	\$0.00	\$0.00	\$0.00	\$15,034.23	\$0.00
353000 Instalación, reparación y mantenimiento de	\$28,729.81	\$0.00	\$13,282.00	\$3,108.80	\$0.00	\$2,320.00	\$0.00	\$0.00	\$10,019.01	\$0.00	\$0.00	\$0.00	\$0.00	\$28,729.81	\$0.00
353001 Mantenimiento de bienes Informáticos REE	\$28,729.81	\$0.00	\$13,282.00	\$3,108.80	\$0.00	\$2,320.00	\$0.00	\$0.00	\$10,019.01	\$0.00	\$0.00	\$0.00	\$0.00	\$28,729.81	\$0.00
355000 Reparación y mantenimiento de equipo de t	\$35,550.85	\$0.00	\$3,086.00	\$3,734.68	\$1,100.00	\$0.00	\$13,629.25	\$0.00	\$9,384.82	\$4,606.00	\$0.00	\$0.00	\$0.00	\$35,550.85	\$0.00
355004 Mantenimiento de Vehículos REPO	\$35,550.85	\$0.00	\$3,086.00	\$3,734.68	\$1,100.00	\$0.00	\$13,629.25	\$0.00	\$9,384.82	\$4,606.00	\$0.00	\$0.00	\$0.00	\$35,550.85	\$0.00
357000 Instalación, reparación y mantenimiento de	\$296,910.44	\$0.00	\$0.00	\$0.00	\$0.00	\$0.00	\$0.00	\$12,808.02	\$225,582.42	\$58,420.00	\$0.00	\$0.00	\$0.00	\$296,910.44	\$0.00
357001 Mantenimiento de Maquinaria y Equipo REE	\$21,408.04	\$0.00	\$0.00	\$0.00	\$0.00	\$0.00	\$0.00	\$12,808.02	\$8,500.02	\$0.00	\$0.00	\$0.00	\$0.00	\$21,408.04	\$0.00
357003 Mantenimiento de Señalizaciones REPO	\$275,502.40	\$0.00	\$0.00	\$0.00	\$0.00	\$0.00	\$0.00	\$0.00	\$217,082.40	\$58,420.00	\$0.00	\$0.00	\$0.00	\$275,502.40	\$0.00
359000 Servicios de limpieza y manejo de desechos	\$255.20	\$0.00	\$0.00	\$0.00	\$0.00	\$0.00	\$0.00	\$0.00	\$0.00	\$0.00	\$255.20	\$0.00	\$0.00	\$255.20	\$0.00
359001 Servicio de Lavandería Limpieza y Fumigac	\$255.20	\$0.00	\$0.00	\$0.00	\$0.00	\$0.00	\$0.00	\$0.00	\$0.00	\$0.00	\$255.20	\$0.00	\$0.00	\$255.20	\$0.00
360000 Servicios de comunicación social y public	\$123,779.06	\$8,120.00	\$20,810.00	\$19,640.00	\$3,480.00	\$6,400.00	\$24,899.00	\$3,200.00	\$26,100.00	\$1,800.00	\$991.86	\$3,890.00	\$4,547.20	\$123,779.06	\$0.00
361000 Difusión por radio, televisión y otros medios	\$119,371.06	\$8,120.00	\$20,810.00	\$19,640.00	\$3,480.00	\$6,400.00	\$24,899.00	\$3,200.00	\$26,100.00	\$1,800.00	\$991.86	\$3,890.00	\$4,547.20	\$119,371.06	\$0.00
361001 Difusión de programas y actividades gubern	\$119,371.06	\$8,120.00	\$20,810.00	\$19,640.00	\$3,480.00	\$6,400.00	\$24,899.00	\$3,200.00	\$26,100.00	\$1,800.00	\$991.86	\$3,890.00	\$4,547.20	\$119,371.06	\$0.00
364000 Servicios de revelado de fotografías	\$4,402.00	\$0.00	\$0.00	\$0.00	\$0.00	\$0.00	\$0.00	\$0.00	\$0.00	\$0.00	\$0.00	\$0.00	\$0.00	\$4,402.00	\$0.00
364001 Servicios de revelado de fotografías REPO	\$4,402.00	\$0.00	\$0.00	\$0.00	\$0.00	\$0.00	\$0.00	\$0.00	\$0.00	\$0.00	\$0.00	\$0.00	\$0.00	\$4,402.00	\$0.00
370000 Servicios de traslado y viáticos	\$53,541.05	\$0.00	\$11,800.00	\$21,837.86	\$9,986.99	\$220.00	\$8,870.00	\$3,597.01	\$16,042.28	\$699.00	\$4,332.90	\$3,140.00	\$3,296.00	\$53,541.05	\$0.00
375000 Viáticos en el país REPO	\$53,541.05	\$0.00	\$11,800.00	\$21,837.86	\$9,986.99	\$220.00	\$8,870.00	\$3,597.01	\$16,042.28	\$699.00	\$4,332.90	\$3,140.00	\$3,296.00	\$53,541.05	\$0.00
375001 Viáticos en el país REPO	\$53,541.05	\$0.00	\$11,800.00	\$21,837.86	\$9,986.99	\$220.00	\$8,870.00	\$3,597.01	\$16,042.28	\$699.00	\$4,332.90	\$3,140.00	\$3,296.00	\$53,541.05	\$0.00





Rep: rptAnaliticoPresupuestoEgresos\_FF

Municipio de Emiliano Zapata
ESTADO DE HIDALGO
Analitico Mensual de Egresos Pagados por Fuente de Financiamiento al 31/dic/2020
(Cifras en pesos y centavos)

Fecha y hora de Impresión: 19/Ene/2021 12:03 p. m.

Table with columns: Objeto del Gasto, Presupuesto Vigente, Ene, Feb, Mar, Abr, May, Jun, Jul, Ago, Sep, Oct, Nov, Dic, Total (Vigente - Total), Diferencia. Rows include categories like SERVICIOS PERSONALES, MATERIALES Y SUMINISTROS, and various sub-items with their respective amounts.







Rep: rptAnaliticoPresupuestoEgresos\_FF

Municipio de Emiliano Zapata

ESTADO DE HIDALGO

Analitico Mensual de Egresos Pagados por Fuente de Financiamiento al 31/dic./2020

(Cifras en pesos y centavos)

Fecha y hora de Impresión | 19/dic/2021 | 12:03 p. m.

Objeto del Gasto	Presupuesto Vigente	Ene	Feb	Mar	Abr	May	Jun	Jul	Ago	Sep	Oct	Nov	Dic	Total (Vigente - Total)	Diferencia
311000 Energía eléctrica	\$3,511.92	\$3,511.92	\$0.00	\$0.00	\$0.00	\$0.00	\$0.00	\$0.00	\$0.00	\$0.00	\$0.00	\$0.00	\$0.00	\$3,511.92	\$0.00
311007 Servicio de Energía Eléctrica CISAN	\$3,511.92	\$3,511.92	\$0.00	\$0.00	\$0.00	\$0.00	\$0.00	\$0.00	\$0.00	\$0.00	\$0.00	\$0.00	\$0.00	\$3,511.92	\$0.00
<b>CISAN 2019</b>	<b>\$3,511.92</b>	<b>\$3,511.92</b>	<b>\$0.00</b>	<b>\$0.00</b>	<b>\$0.00</b>	<b>\$0.00</b>	<b>\$0.00</b>	<b>\$0.00</b>	<b>\$0.00</b>	<b>\$0.00</b>	<b>\$0.00</b>	<b>\$0.00</b>	<b>\$0.00</b>	<b>\$3,511.92</b>	<b>\$0.00</b>
<b>16C120 CISAN 2020</b>	<b>\$23,521.56</b>	<b>\$0.00</b>	<b>\$1,961.13</b>	<b>\$1,960.13</b>	<b>\$1,960.13</b>	<b>\$1,960.13</b>	<b>\$1,960.13</b>	<b>\$1,960.13</b>	<b>\$1,960.13</b>	<b>\$1,960.13</b>	<b>\$1,960.13</b>	<b>\$1,960.13</b>	<b>\$1,960.13</b>	<b>\$21,562.43</b>	<b>\$1,959.13</b>
<b>310000 SERVICIOS GENERALES</b>	<b>\$23,521.56</b>	<b>\$0.00</b>	<b>\$1,961.13</b>	<b>\$1,960.13</b>	<b>\$1,960.13</b>	<b>\$1,960.13</b>	<b>\$1,960.13</b>	<b>\$1,960.13</b>	<b>\$1,960.13</b>	<b>\$1,960.13</b>	<b>\$1,960.13</b>	<b>\$1,960.13</b>	<b>\$1,960.13</b>	<b>\$21,562.43</b>	<b>\$1,959.13</b>
310000 Servicios básicos	\$23,521.56	\$0.00	\$1,961.13	\$1,960.13	\$1,960.13	\$1,960.13	\$1,960.13	\$1,960.13	\$1,960.13	\$1,960.13	\$1,960.13	\$1,960.13	\$1,960.13	\$21,562.43	\$1,959.13
311000 Energía eléctrica	\$23,521.56	\$0.00	\$1,961.13	\$1,960.13	\$1,960.13	\$1,960.13	\$1,960.13	\$1,960.13	\$1,960.13	\$1,960.13	\$1,960.13	\$1,960.13	\$1,960.13	\$21,562.43	\$1,959.13
311007 Servicio de Energía Eléctrica CISAN	\$23,521.56	\$0.00	\$1,961.13	\$1,960.13	\$1,960.13	\$1,960.13	\$1,960.13	\$1,960.13	\$1,960.13	\$1,960.13	\$1,960.13	\$1,960.13	\$1,960.13	\$21,562.43	\$1,959.13
<b>CISAN 2020</b>	<b>\$23,521.56</b>	<b>\$0.00</b>	<b>\$1,961.13</b>	<b>\$1,960.13</b>	<b>\$1,960.13</b>	<b>\$1,960.13</b>	<b>\$1,960.13</b>	<b>\$1,960.13</b>	<b>\$1,960.13</b>	<b>\$1,960.13</b>	<b>\$1,960.13</b>	<b>\$1,960.13</b>	<b>\$1,960.13</b>	<b>\$21,562.43</b>	<b>\$1,959.13</b>
<b>16FE19 FEIEF 2019</b>	<b>\$236,751.27</b>	<b>\$236,751.27</b>	<b>\$0.00</b>	<b>\$0.00</b>	<b>\$0.00</b>	<b>\$0.00</b>	<b>\$0.00</b>	<b>\$0.00</b>	<b>\$0.00</b>	<b>\$0.00</b>	<b>\$0.00</b>	<b>\$0.00</b>	<b>\$0.00</b>	<b>\$236,751.27</b>	<b>\$0.00</b>
<b>200000 MATERIALES Y SUMINISTROS</b>	<b>\$236,751.27</b>	<b>\$236,751.27</b>	<b>\$0.00</b>	<b>\$0.00</b>	<b>\$0.00</b>	<b>\$0.00</b>	<b>\$0.00</b>	<b>\$0.00</b>	<b>\$0.00</b>	<b>\$0.00</b>	<b>\$0.00</b>	<b>\$0.00</b>	<b>\$0.00</b>	<b>\$236,751.27</b>	<b>\$0.00</b>
200000 Combustibles, lubricantes y aditivos	\$236,751.27	\$236,751.27	\$0.00	\$0.00	\$0.00	\$0.00	\$0.00	\$0.00	\$0.00	\$0.00	\$0.00	\$0.00	\$0.00	\$236,751.27	\$0.00
201000 Combustibles, lubricantes y aditivos	\$236,751.27	\$236,751.27	\$0.00	\$0.00	\$0.00	\$0.00	\$0.00	\$0.00	\$0.00	\$0.00	\$0.00	\$0.00	\$0.00	\$236,751.27	\$0.00
201006 Combustibles, Lubricantes y Aditivos FEIEF	\$236,751.27	\$236,751.27	\$0.00	\$0.00	\$0.00	\$0.00	\$0.00	\$0.00	\$0.00	\$0.00	\$0.00	\$0.00	\$0.00	\$236,751.27	\$0.00
<b>200000 SERVICIOS GENERALES</b>	<b>\$21,926.81</b>	<b>\$0.00</b>	<b>\$0.00</b>	<b>\$0.00</b>	<b>\$0.00</b>	<b>\$0.00</b>	<b>\$0.00</b>	<b>\$0.00</b>	<b>\$0.00</b>	<b>\$0.00</b>	<b>\$0.00</b>	<b>\$0.00</b>	<b>\$0.00</b>	<b>\$21,926.81</b>	<b>\$0.00</b>
200000 Servicios oficiales	\$21,926.81	\$0.00	\$0.00	\$0.00	\$0.00	\$0.00	\$0.00	\$0.00	\$0.00	\$0.00	\$0.00	\$0.00	\$0.00	\$21,926.81	\$0.00
302000 Gastos de orden social y cultural	\$21,926.81	\$0.00	\$0.00	\$0.00	\$0.00	\$0.00	\$0.00	\$0.00	\$0.00	\$0.00	\$0.00	\$0.00	\$0.00	\$21,926.81	\$0.00
302007 Gastos de Orden Social FEIEF	\$21,926.81	\$0.00	\$0.00	\$0.00	\$0.00	\$0.00	\$0.00	\$0.00	\$0.00	\$0.00	\$0.00	\$0.00	\$0.00	\$21,926.81	\$0.00
<b>FEIEF 2019</b>	<b>\$236,751.27</b>	<b>\$236,751.27</b>	<b>\$0.00</b>	<b>\$0.00</b>	<b>\$0.00</b>	<b>\$0.00</b>	<b>\$0.00</b>	<b>\$0.00</b>	<b>\$0.00</b>	<b>\$0.00</b>	<b>\$0.00</b>	<b>\$0.00</b>	<b>\$0.00</b>	<b>\$236,751.27</b>	<b>\$21,926.81</b>
<b>16FE20 FEIEF 2020</b>	<b>\$69,642.57</b>	<b>\$0.00</b>	<b>\$0.00</b>	<b>\$0.00</b>	<b>\$0.00</b>	<b>\$0.00</b>	<b>\$0.00</b>	<b>\$0.00</b>	<b>\$0.00</b>	<b>\$0.00</b>	<b>\$0.00</b>	<b>\$0.00</b>	<b>\$0.00</b>	<b>\$69,642.57</b>	<b>\$0.00</b>
<b>100000 SERVICIOS PERSONALES</b>	<b>\$69,642.57</b>	<b>\$0.00</b>	<b>\$0.00</b>	<b>\$0.00</b>	<b>\$0.00</b>	<b>\$0.00</b>	<b>\$0.00</b>	<b>\$0.00</b>	<b>\$0.00</b>	<b>\$0.00</b>	<b>\$0.00</b>	<b>\$0.00</b>	<b>\$0.00</b>	<b>\$69,642.57</b>	<b>\$0.00</b>
100000 Otras prestaciones sociales y económicas	\$69,642.57	\$0.00	\$0.00	\$0.00	\$0.00	\$0.00	\$0.00	\$0.00	\$0.00	\$0.00	\$0.00	\$0.00	\$0.00	\$69,642.57	\$0.00
154000 Prestaciones contractuales	\$69,642.57	\$0.00	\$0.00	\$0.00	\$0.00	\$0.00	\$0.00	\$0.00	\$0.00	\$0.00	\$0.00	\$0.00	\$0.00	\$69,642.57	\$0.00
154019 Ayudas con Medicamento y Servicio Médico	\$69,642.57	\$0.00	\$0.00	\$0.00	\$0.00	\$0.00	\$0.00	\$0.00	\$0.00	\$0.00	\$0.00	\$0.00	\$0.00	\$69,642.57	\$0.00
<b>200000 MATERIALES Y SUMINISTROS</b>	<b>\$282,979.43</b>	<b>\$0.00</b>	<b>\$0.00</b>	<b>\$0.00</b>	<b>\$0.00</b>	<b>\$0.00</b>	<b>\$0.00</b>	<b>\$0.00</b>	<b>\$0.00</b>	<b>\$0.00</b>	<b>\$0.00</b>	<b>\$0.00</b>	<b>\$0.00</b>	<b>\$282,979.43</b>	<b>\$0.00</b>
200000 Combustibles, lubricantes y aditivos	\$282,979.43	\$0.00	\$0.00	\$0.00	\$0.00	\$0.00	\$0.00	\$0.00	\$0.00	\$0.00	\$0.00	\$0.00	\$0.00	\$282,979.43	\$0.00
261000 Combustibles, lubricantes y aditivos	\$282,979.43	\$0.00	\$0.00	\$0.00	\$0.00	\$0.00	\$0.00	\$0.00	\$0.00	\$0.00	\$0.00	\$0.00	\$0.00	\$282,979.43	\$0.00
261006 Combustibles Lubricantes y Aditivos FEIEF	\$282,979.43	\$0.00	\$0.00	\$0.00	\$0.00	\$0.00	\$0.00	\$0.00	\$0.00	\$0.00	\$0.00	\$0.00	\$0.00	\$282,979.43	\$0.00
<b>400000 TRANSFERENCIAS, ASIGNACIONES</b>	<b>\$1,427,287.49</b>	<b>\$0.00</b>	<b>\$0.00</b>	<b>\$0.00</b>	<b>\$0.00</b>	<b>\$0.00</b>	<b>\$0.00</b>	<b>\$0.00</b>	<b>\$0.00</b>	<b>\$0.00</b>	<b>\$0.00</b>	<b>\$0.00</b>	<b>\$0.00</b>	<b>\$1,427,287.49</b>	<b>\$0.00</b>
400000 Pensiones y jubilaciones	\$1,427,287.49	\$0.00	\$0.00	\$0.00	\$0.00	\$0.00	\$0.00	\$0.00	\$0.00	\$0.00	\$0.00	\$0.00	\$0.00	\$1,427,287.49	\$0.00
452000 Jubilaciones	\$1,427,287.49	\$0.00	\$0.00	\$0.00	\$0.00	\$0.00	\$0.00	\$0.00	\$0.00	\$0.00	\$0.00	\$0.00	\$0.00	\$1,427,287.49	\$0.00
452003 Jubilaciones/pensiones FEIEF	\$1,427,287.49	\$0.00	\$0.00	\$0.00	\$0.00	\$0.00	\$0.00	\$0.00	\$0.00	\$0.00	\$0.00	\$0.00	\$0.00	\$1,427,287.49	\$0.00
<b>FEIEF 2020</b>	<b>\$1,427,287.49</b>	<b>\$0.00</b>	<b>\$0.00</b>	<b>\$0.00</b>	<b>\$0.00</b>	<b>\$0.00</b>	<b>\$0.00</b>	<b>\$0.00</b>	<b>\$0.00</b>	<b>\$0.00</b>	<b>\$0.00</b>	<b>\$0.00</b>	<b>\$0.00</b>	<b>\$1,427,287.49</b>	<b>\$0.00</b>
<b>TOTAL</b>	<b>\$1,779,309.28</b>	<b>\$0.00</b>	<b>\$0.00</b>	<b>\$0.00</b>	<b>\$0.00</b>	<b>\$0.00</b>	<b>\$0.00</b>	<b>\$0.00</b>	<b>\$0.00</b>	<b>\$0.00</b>	<b>\$0.00</b>	<b>\$0.00</b>	<b>\$0.00</b>	<b>\$1,779,309.28</b>	<b>\$0.00</b>





Rep: rptAnalisisPresupuestoEgresos\_FF

**Municipio de Emiliano Zapata  
ESTADO DE HIDALGO**  
Analtico Mensual de Egresos Pagados por Fuente de Financiamiento al 31/dic/2020  
(Cuentas con Movimientos)  
(Cifras en pesos y centavos)


Fecha y | 18/ene/2021  
hora de Impresión | 12:03 p. m.

Objeto del Gasto	Presupuesto Vigente	Ene	Feb	Mar	Abr	May	Jun	Jul	Ago	Sep	Oct	Nov	Dic	Total (Vigente - Total)	Diferencia (Vigente - Total)
------------------	---------------------	-----	-----	-----	-----	-----	-----	-----	-----	-----	-----	-----	-----	-------------------------	------------------------------

16FF18 FFM 2018															
200000	MATERIALES Y SUMINISTROS	\$53,804.96	\$0.00	\$0.00	\$0.00	\$0.00	\$0.00	\$24,478.63	\$0.00	\$29,286.33	\$0.00	\$0.00	\$0.00	\$53,804.96	\$0.00
210000	Materiales de administración, emisión de i	\$36,316.79	\$0.00	\$0.00	\$0.00	\$0.00	\$0.00	\$24,478.63	\$0.00	\$11,840.16	\$0.00	\$0.00	\$0.00	\$38,318.79	\$0.00
211000	Materiales, útiles y equipos menores de ofic	\$11,840.16	\$0.00	\$0.00	\$0.00	\$0.00	\$0.00	\$0.00	\$0.00	\$11,840.16	\$0.00	\$0.00	\$0.00	\$11,840.16	\$0.00
211003	Papelaria y Otros Egresos de Oficina FFM	\$11,840.16	\$0.00	\$0.00	\$0.00	\$0.00	\$0.00	\$0.00	\$0.00	\$11,840.16	\$0.00	\$0.00	\$0.00	\$11,840.16	\$0.00
214000	Materiales, útiles y equipos menores de leci	\$24,478.63	\$0.00	\$0.00	\$0.00	\$0.00	\$0.00	\$24,478.63	\$0.00	\$0.00	\$0.00	\$0.00	\$0.00	\$24,478.63	\$0.00
214005	Material p/Bienes Informáticos FFM	\$24,478.63	\$0.00	\$0.00	\$0.00	\$0.00	\$0.00	\$24,478.63	\$0.00	\$0.00	\$0.00	\$0.00	\$0.00	\$24,478.63	\$0.00
260000	Combustibles, lubricantes y aditivos	\$4,534.87	\$0.00	\$0.00	\$0.00	\$0.00	\$0.00	\$0.00	\$0.00	\$4,534.87	\$0.00	\$0.00	\$0.00	\$4,534.87	\$0.00
261000	Combustibles, lubricantes y aditivos	\$4,534.87	\$0.00	\$0.00	\$0.00	\$0.00	\$0.00	\$0.00	\$0.00	\$4,534.87	\$0.00	\$0.00	\$0.00	\$4,534.87	\$0.00
261004	Herramientas, refacciones y accesorios m	\$12,851.30	\$0.00	\$0.00	\$0.00	\$0.00	\$0.00	\$0.00	\$0.00	\$12,851.30	\$0.00	\$0.00	\$0.00	\$12,851.30	\$0.00
266000	Refacciones y accesorios menores de equi	\$12,851.30	\$0.00	\$0.00	\$0.00	\$0.00	\$0.00	\$0.00	\$0.00	\$12,851.30	\$0.00	\$0.00	\$0.00	\$12,851.30	\$0.00
266004	Relaciones Equipo de Transporte FFM	\$12,851.30	\$0.00	\$0.00	\$0.00	\$0.00	\$0.00	\$0.00	\$0.00	\$12,851.30	\$0.00	\$0.00	\$0.00	\$12,851.30	\$0.00
	FFM 2018	\$53,804.96	\$0.00	\$0.00	\$0.00	\$0.00	\$0.00	\$24,478.63	\$0.00	\$29,286.33	\$0.00	\$0.00	\$0.00	\$53,804.96	\$0.00

16FF19 FFM 2019															
300000	SERVICIOS GENERALES	\$149,821.19	\$129,126.00	\$0.00	\$0.00	\$0.00	\$0.00	\$0.00	\$0.00	\$0.00	\$0.00	\$0.00	\$0.00	\$129,126.00	\$20,695.19
380000	SERVICIOS GENERALES	\$20,695.19	\$0.00	\$0.00	\$0.00	\$0.00	\$0.00	\$0.00	\$0.00	\$0.00	\$0.00	\$0.00	\$0.00	\$20,695.19	\$0.00
382000	Gastos de orden social y cultural	\$20,695.19	\$0.00	\$0.00	\$0.00	\$0.00	\$0.00	\$0.00	\$0.00	\$0.00	\$0.00	\$0.00	\$0.00	\$20,695.19	\$0.00
382002	Gastos de Orden Social FFM	\$20,695.19	\$0.00	\$0.00	\$0.00	\$0.00	\$0.00	\$0.00	\$0.00	\$0.00	\$0.00	\$0.00	\$0.00	\$20,695.19	\$0.00
390000	Otros servicios generales	\$129,126.00	\$129,126.00	\$0.00	\$0.00	\$0.00	\$0.00	\$0.00	\$0.00	\$0.00	\$0.00	\$0.00	\$0.00	\$129,126.00	\$0.00
398000	Impuesto sobre nóminas y otros que se detri	\$129,126.00	\$129,126.00	\$0.00	\$0.00	\$0.00	\$0.00	\$0.00	\$0.00	\$0.00	\$0.00	\$0.00	\$0.00	\$129,126.00	\$0.00
398001	Impuesto sobre nóminas y otros que se detri	\$129,126.00	\$129,126.00	\$0.00	\$0.00	\$0.00	\$0.00	\$0.00	\$0.00	\$0.00	\$0.00	\$0.00	\$0.00	\$129,126.00	\$0.00
	FFM 2019	\$149,821.19	\$129,126.00	\$0.00	\$0.00	\$0.00	\$0.00	\$0.00	\$0.00	\$0.00	\$0.00	\$0.00	\$0.00	\$129,126.00	\$20,695.19

16FF20 FFM 2020																
100000	SERVICIOS PERSONALES	\$5,965,630.83	\$414,299.13	\$416,290.00	\$414,697.74	\$471,776.10	\$527,408.26	\$531,801.85	\$656,528.86	\$556,389.00	\$380,112.96	\$372,220.96	\$439,451.18	\$775,773.83	\$5,865,629.87	\$0.96
110000	Remuneraciones al personal de carácter f	\$3,917,549.91	\$349,270.86	\$352,829.80	\$351,614.73	\$347,164.33	\$347,032.20	\$348,143.06	\$346,998.20	\$344,049.00	\$216,111.30	\$229,620.39	\$290,018.66	\$304,662.38	\$3,817,542.91	\$0.00
111000	Diarios	\$1,557,528.83	\$141,900.00	\$141,900.00	\$141,900.00	\$141,900.00	\$141,900.00	\$141,900.00	\$141,900.00	\$141,900.00	\$83,410.77	\$90,452.06	\$116,472.03	\$131,994.00	\$1,557,528.83	\$0.00
111002	Diarios FFM	\$1,557,528.83	\$141,900.00	\$141,900.00	\$141,900.00	\$141,900.00	\$141,900.00	\$141,900.00	\$141,900.00	\$141,900.00	\$83,410.77	\$90,452.06	\$116,472.03	\$131,994.00	\$1,557,528.83	\$0.00
113000	Sueldos base al personal permanente	\$2,200,014.08	\$207,370.86	\$210,526.80	\$209,714.73	\$205,264.33	\$205,132.20	\$206,243.06	\$205,098.20	\$202,149.00	\$132,700.53	\$128,160.33	\$163,544.96	\$172,686.29	\$2,200,014.08	\$0.00
113002	Sueldos FFM	\$2,200,014.08	\$207,370.86	\$210,526.80	\$209,714.73	\$205,264.33	\$205,132.20	\$206,243.06	\$205,098.20	\$202,149.00	\$132,700.53	\$128,160.33	\$163,544.96	\$172,686.29	\$2,200,014.08	\$0.00
120000	Remuneraciones al personal de carácter t	\$847,934.48	\$0.00	\$0.00	\$0.00	\$0.00	\$0.00	\$0.00	\$0.00	\$0.00	\$80,797.00	\$107,617.66	\$104,000.00	\$847,934.48	\$0.00	
122000	Sueldos base al personal eventual	\$847,934.48	\$0.00	\$0.00	\$0.00	\$0.00	\$0.00	\$0.00	\$0.00	\$0.00	\$80,797.00	\$107,617.66	\$104,000.00	\$847,934.48	\$0.00	
122004	Sueldos base a Personal Eventual FFM	\$847,934.48	\$0.00	\$0.00	\$0.00	\$0.00	\$0.00	\$0.00	\$0.00	\$0.00	\$80,797.00	\$107,617.66	\$104,000.00	\$847,934.48	\$0.00	
130000	Remuneraciones adicionales y capacitac	\$362,085.26	\$0.00	\$0.00	\$0.00	\$0.00	\$0.00	\$0.00	\$0.00	\$0.00	\$39,675.72	\$28,723.50	\$218,471.96	\$362,085.26	\$0.00	
	FFM 2020	\$5,965,630.83	\$414,299.13	\$416,290.00	\$414,697.74	\$471,776.10	\$527,408.26	\$531,801.85	\$656,528.86	\$556,389.00	\$380,112.96	\$372,220.96	\$439,451.18	\$775,773.83	\$5,865,629.87	\$0.96






Rep: rptAnaliticoPresupuestoEgresos\_FF

Municipio de Emiliano Zapata  
ESTADO DE HIDALGO  
Análisis Mensual de Egresos Pagados por Fuente de Financiamiento al 31/dic/2020  
(Cifras en pesos y centavos)

Fecha y Hora de Impresión 19/ene/2021 12:03 p. m.

Objeto del Gasto	Presupuesto Vigente	Ene	Feb	Mar	Abr	May	Jun	Jul	Ago	Sep	Oct	Nov	Dic	Total	Diferencia (Vigente - Total)
132000 Primas de vacaciones, dominical y gratificar	\$219,605.84	\$471.33	\$0.00	\$0.00	\$6,893.28	\$1,057.49	\$0.00	\$1,688.57	\$0.00	\$0.00	\$0.00	\$0.00	\$208,715.00	\$219,605.84	\$0.00
132002 Prima Vacacional FFM	\$12,594.64	\$471.33	\$0.00	\$0.00	\$6,893.28	\$1,057.49	\$0.00	\$1,688.57	\$0.00	\$0.00	\$0.00	\$0.00	\$2,674.00	\$12,594.64	\$0.00
132004 Gratificación Anual FFM	\$207,041.00	\$0.00	\$0.00	\$0.00	\$0.00	\$0.00	\$0.00	\$0.00	\$0.00	\$0.00	\$0.00	\$0.00	\$207,041.00	\$207,041.00	\$0.00
133000 Horas extraordinarias	\$32,859.85	\$0.00	\$0.00	\$0.00	\$0.00	\$0.00	\$0.00	\$0.00	\$0.00	\$0.00	\$13,143.15	\$11,708.84	\$8,006.96	\$32,859.85	\$0.00
133003 Horas Extraordinarias FFM	\$32,859.85	\$0.00	\$0.00	\$0.00	\$0.00	\$0.00	\$0.00	\$0.00	\$0.00	\$0.00	\$13,143.15	\$11,708.84	\$8,006.96	\$32,859.85	\$0.00
134000 Compensaciones	\$109,619.67	\$7,464.00	\$5,652.00	\$5,472.00	\$4,840.00	\$6,390.00	\$5,585.10	\$6,839.00	\$3,634.00	\$19,250.34	\$26,532.57	\$17,013.66	\$750.00	\$109,619.67	\$0.00
134002 Compensaciones FFM	\$109,619.67	\$7,464.00	\$5,652.00	\$5,472.00	\$4,840.00	\$6,390.00	\$5,585.10	\$6,839.00	\$3,634.00	\$19,250.34	\$26,532.57	\$17,013.66	\$750.00	\$109,619.67	\$0.00
150000 Otras prestaciones sociales y económicas	\$997,069.29	\$57,082.94	\$57,719.20	\$57,581.01	\$52,219.36	\$57,552.47	\$57,865.66	\$187,473.16	\$101,688.67	\$86,045.05	\$22,117.85	\$23,091.36	\$106,619.60	\$997,069.29	\$0.00
154000 Prestaciones contractuales	\$897,069.29	\$57,082.94	\$57,719.20	\$57,581.01	\$52,219.36	\$57,552.47	\$57,865.66	\$187,473.16	\$101,688.67	\$86,045.05	\$22,117.85	\$23,091.36	\$106,619.60	\$897,069.29	\$0.00
154004 Cuentas de Ahorro FFM	\$280,855.16	\$23,127.20	\$23,411.12	\$23,411.12	\$23,411.12	\$23,411.12	\$23,411.12	\$23,411.12	\$22,420.12	\$22,117.65	\$22,117.85	\$23,091.36	\$27,513.10	\$280,855.16	\$0.00
154009 Fondo de Ahorro FFM	\$318,684.32	\$33,965.74	\$34,308.08	\$34,169.88	\$38,809.24	\$44,141.35	\$44,455.54	\$45,066.04	\$43,706.44	\$260.00	\$0.00	\$0.00	\$0.00	\$318,684.32	\$0.00
154010 Ayudas con Medicamento y Servicio Médico	\$297,328.81	\$0.00	\$0.00	\$0.00	\$0.00	\$0.00	\$0.00	\$0.00	\$35,562.11	\$63,697.20	\$0.00	\$0.00	\$0.00	\$297,328.81	\$0.00
170000 Pago de estimulos a servidores publicos	\$41,999.89	\$0.00	\$0.00	\$0.00	\$0.00	\$0.00	\$0.00	\$0.00	\$0.00	\$0.00	\$0.00	\$0.00	\$41,999.89	\$0.00	
171000 Estimulos	\$41,999.89	\$0.00	\$0.00	\$0.00	\$0.00	\$0.00	\$0.00	\$0.00	\$0.00	\$0.00	\$0.00	\$0.00	\$41,999.89	\$0.00	
171001 Estimulos	\$41,999.89	\$0.00	\$0.00	\$0.00	\$0.00	\$0.00	\$0.00	\$0.00	\$0.00	\$0.00	\$0.00	\$0.00	\$41,999.89	\$0.00	
200000 MATERIALES Y SUMINISTROS	\$548,654.48	\$54,399.82	\$61,820.00	\$158,299.68	\$102,027.90	\$177,714.76	\$193,895.24	\$20,511.31	\$18,782.76	\$35,310.47	\$40,741.58	\$9,135.00	\$435,077.42	\$548,654.48	\$18,453.28
210000 Materiales de administracion, emision de i	\$101,685.17	\$32,846.56	\$0.00	\$3,989.28	\$0.00	\$5,989.28	\$0.00	\$0.00	\$0.00	\$17,880.24	\$32,485.08	\$0.00	\$0.00	\$83,212.89	\$18,453.28
211000 Materiales, utiles y equipos menores de ofic	\$42,209.59	\$18,926.56	\$0.00	\$3,661.00	\$0.00	\$3,661.00	\$0.00	\$0.00	\$0.00	\$17,880.24	\$5,402.79	\$0.00	\$0.00	\$42,209.59	\$0.00
211003 Papelaria y Otros Enseres de Oficina FFM	\$42,209.59	\$18,926.56	\$0.00	\$3,661.00	\$0.00	\$3,661.00	\$0.00	\$0.00	\$0.00	\$17,880.24	\$5,402.79	\$0.00	\$0.00	\$42,209.59	\$0.00
212000 Materiales y utiles de impresion y reproduc	\$32,373.26	\$0.00	\$0.00	\$0.00	\$0.00	\$0.00	\$0.00	\$0.00	\$0.00	\$0.00	\$18,314.08	\$0.00	\$0.00	\$18,314.08	\$14,059.20
212005 Materiales y Utiles de Impresión y Reprodur	\$32,373.26	\$0.00	\$0.00	\$0.00	\$0.00	\$0.00	\$0.00	\$0.00	\$0.00	\$0.00	\$18,314.08	\$0.00	\$0.00	\$18,314.08	\$14,059.20
214000 Materiales, utiles y equipos menores de ten	\$8,789.22	\$0.00	\$0.00	\$0.00	\$0.00	\$0.00	\$0.00	\$0.00	\$0.00	\$0.00	\$8,789.22	\$0.00	\$0.00	\$8,789.22	\$0.00
214005 Material plásticos Informáticos FFM	\$8,789.22	\$0.00	\$0.00	\$0.00	\$0.00	\$0.00	\$0.00	\$0.00	\$0.00	\$0.00	\$8,789.22	\$0.00	\$0.00	\$8,789.22	\$0.00
216000 Material de Limpieza FFM	\$18,914.08	\$13,920.00	\$0.00	\$338.28	\$0.00	\$328.28	\$0.00	\$0.00	\$0.00	\$0.00	\$0.00	\$0.00	\$0.00	\$18,914.08	\$4,394.08
221000 Alimentos y utensilios	\$19,045.23	\$0.00	\$0.00	\$0.00	\$0.00	\$0.00	\$0.00	\$0.00	\$0.00	\$0.00	\$0.00	\$0.00	\$0.00	\$19,045.23	\$0.00
221005 Productos alimenticios para personas	\$19,045.23	\$0.00	\$0.00	\$0.00	\$0.00	\$0.00	\$0.00	\$0.00	\$0.00	\$0.00	\$0.00	\$0.00	\$0.00	\$19,045.23	\$0.00
230000 Materias primas y materiales de productic	\$17,390.48	\$0.00	\$0.00	\$0.00	\$0.00	\$0.00	\$0.00	\$0.00	\$0.00	\$0.00	\$0.00	\$0.00	\$0.00	\$17,390.48	\$0.00
235000 Productos químicos, farmacéuticos y de lab	\$17,390.48	\$0.00	\$0.00	\$0.00	\$0.00	\$0.00	\$0.00	\$0.00	\$0.00	\$0.00	\$0.00	\$0.00	\$0.00	\$17,390.48	\$0.00
235001 Productos químicos, farmacéuticos y de lab	\$17,390.48	\$0.00	\$0.00	\$0.00	\$0.00	\$0.00	\$0.00	\$0.00	\$0.00	\$0.00	\$0.00	\$0.00	\$0.00	\$17,390.48	\$0.00
240000 Materiales y artículos de construcción y d	\$99,281.48	\$21,553.26	\$0.00	\$0.00	\$0.00	\$49,209.52	\$0.00	\$15,291.31	\$10,962.00	\$0.00	\$0.00	\$0.00	\$7,275.00	\$99,281.48	\$0.00
242000 Cemento y productos de concreto	\$49,079.94	\$0.00	\$0.00	\$0.00	\$0.00	\$49,079.94	\$0.00	\$7,168.80	\$0.00	\$0.00	\$0.00	\$0.00	\$0.00	\$49,079.94	\$0.00
242004 Cemento y Productos de Concreto FFM	\$49,079.94	\$0.00	\$0.00	\$0.00	\$0.00	\$49,079.94	\$0.00	\$7,168.80	\$0.00	\$0.00	\$0.00	\$0.00	\$0.00	\$49,079.94	\$0.00
243000 Cal, yeso y productos de yeso FFM	\$346.50	\$0.00	\$0.00	\$0.00	\$0.00	\$346.50	\$0.00	\$0.00	\$0.00	\$0.00	\$0.00	\$0.00	\$0.00	\$346.50	\$0.00
243004 Cal, yeso y productos de yeso FFM	\$346.50	\$0.00	\$0.00	\$0.00	\$0.00	\$346.50	\$0.00	\$0.00	\$0.00	\$0.00	\$0.00	\$0.00	\$0.00	\$346.50	\$0.00
246000 Material eléctrico y electrónico	\$48,865.05	\$21,553.26	\$0.00	\$0.00	\$0.00	\$892.28	\$0.00	\$8,122.51	\$10,962.00	\$0.00	\$0.00	\$0.00	\$7,275.00	\$48,865.05	\$0.00
246002 Material eléctrico y electrónico FFM	\$48,865.05	\$21,553.26	\$0.00	\$0.00	\$0.00	\$892.28	\$0.00	\$8,122.51	\$10,962.00	\$0.00	\$0.00	\$0.00	\$7,275.00	\$48,865.05	\$0.00
260000 Combustibles, lubricantes y aditivos	\$283,828.21	\$0.00	\$81,820.00	\$130,000.00	\$102,027.90	\$100,000.00	\$183,895.24	\$8,220.00	\$36,540	\$0.00	\$0.00	\$0.00	\$434,202.43	\$283,828.21	\$0.00
261000 Combustibles, lubricantes y aditivos	\$283,828.21	\$0.00	\$81,820.00	\$130,000.00	\$102,027.90	\$100,000.00	\$183,895.24	\$8,220.00	\$36,540	\$0.00	\$0.00	\$0.00	\$434,202.43	\$283,828.21	\$0.00





Usr: tesoreria  
Rep: rptAnaliticoPresupuestoEgresos\_FF

### Municipio de Emiliano Zapata ESTADO DE HIDALGO

#### Analitico Mensual de Egresos Pagados por Fuente de Financiamiento al 31/dic./2020 (Cifras en pesos y centavos)

Fecha y Hora de Impresión | 19/ene/2021 | 12:03 p. m.

Objeto del Gasto	Presupuesto Vigente	Ene	Feb	Mar	Abr	May	Jun	Jul	Ago	Sep	Oct	Nov	Dic	Total (Vigente - Total)	Diferencia (Vigente - Total)
261004 Combustibles, Lubricantes y aditivos FFM	\$283,626.21	\$0.00	\$81,820.00	\$130,000.00	\$102,027.90	\$100,000.00	\$183,585.34	\$5,220.00	\$265.40	\$0.00	\$0.00	\$0.00	\$0.00	\$283,626.21	\$0.00
290000 Herramientas, refacciones y accesorios m	\$48,434.89	\$0.00	\$0.00	\$1,250.40	\$0.00	\$38,494.12	\$0.00	\$0.00	\$5,640.36	\$0.00	\$0.00	\$0.00	\$2,850.01	\$48,434.89	\$0.00
291000 Herramientas menores	\$27,415.95	\$0.00	\$0.00	\$1,250.40	\$0.00	\$23,315.24	\$0.00	\$0.00	\$0.00	\$0.00	\$0.00	\$0.00	\$2,850.01	\$27,415.95	\$0.00
291003 Herramientas Menores FFM	\$27,415.95	\$0.00	\$0.00	\$1,250.40	\$0.00	\$23,315.24	\$0.00	\$0.00	\$0.00	\$0.00	\$0.00	\$0.00	\$2,850.01	\$27,415.95	\$0.00
298000 Relaciones y accesorios menores de equip	\$21,019.24	\$0.00	\$0.00	\$0.00	\$0.00	\$15,178.88	\$0.00	\$0.00	\$5,640.36	\$0.00	\$0.00	\$0.00	\$0.00	\$21,019.24	\$0.00
298004 Relaciones Equipo de Transporte FFM	\$21,019.24	\$0.00	\$0.00	\$0.00	\$0.00	\$15,178.88	\$0.00	\$0.00	\$5,640.36	\$0.00	\$0.00	\$0.00	\$0.00	\$21,019.24	\$0.00
300000 SERVICIOS GENERALES	\$183,232.97	\$0.00	\$55,448.00	\$177,130.00	\$49,657.00	\$0.00	\$51,925.00	\$57,495.15	\$695.00	\$100,000.00	\$40,482.00	\$48,120.00	\$98,533.04	\$679,489.20	\$105,723.77
310000 Servicios básicos	\$40,000.00	\$0.00	\$0.00	\$0.00	\$0.00	\$0.00	\$0.00	\$0.00	\$0.00	\$0.00	\$0.00	\$0.00	\$0.00	\$40,000.00	\$0.00
311000 Energía eléctrica	\$40,000.00	\$0.00	\$0.00	\$0.00	\$0.00	\$0.00	\$0.00	\$0.00	\$0.00	\$0.00	\$0.00	\$0.00	\$0.00	\$40,000.00	\$0.00
311002 Servicio de Energía Eléctrica FFM	\$40,000.00	\$0.00	\$0.00	\$0.00	\$0.00	\$0.00	\$0.00	\$0.00	\$0.00	\$0.00	\$0.00	\$0.00	\$0.00	\$40,000.00	\$0.00
320000 Servicios de arrendamiento	\$20,579.98	\$0.00	\$0.00	\$0.00	\$0.00	\$0.00	\$0.00	\$0.00	\$0.00	\$0.00	\$0.00	\$0.00	\$0.00	\$20,579.98	\$0.00
326000 Arrendamiento de maquinaria, otros equip	\$20,579.98	\$0.00	\$0.00	\$0.00	\$0.00	\$0.00	\$0.00	\$0.00	\$0.00	\$0.00	\$0.00	\$0.00	\$0.00	\$20,579.98	\$0.00
326005 Arrendamiento de Maquinaria y Equipo FFM	\$20,579.98	\$0.00	\$0.00	\$0.00	\$0.00	\$0.00	\$0.00	\$0.00	\$0.00	\$0.00	\$0.00	\$0.00	\$0.00	\$20,579.98	\$0.00
330000 Servicios profesionales, científicos, técni	\$28,977.15	\$0.00	\$0.00	\$0.00	\$0.00	\$0.00	\$0.00	\$0.00	\$0.00	\$0.00	\$0.00	\$0.00	\$0.00	\$28,977.15	\$0.00
331000 Servicios legales, de contabilidad, auditoría	\$28,977.15	\$0.00	\$0.00	\$0.00	\$0.00	\$0.00	\$0.00	\$0.00	\$0.00	\$0.00	\$0.00	\$0.00	\$0.00	\$28,977.15	\$0.00
331006 Servicio de Asesoría FFM	\$28,977.15	\$0.00	\$0.00	\$0.00	\$0.00	\$0.00	\$0.00	\$0.00	\$0.00	\$0.00	\$0.00	\$0.00	\$0.00	\$28,977.15	\$0.00
350000 Servicios de instalación, reparación, mant	\$121,685.22	\$0.00	\$0.00	\$0.00	\$0.00	\$0.00	\$0.00	\$0.00	\$956.00	\$100,000.00	\$0.00	\$0.00	\$11,313.06	\$121,685.22	\$0.00
351000 Conservación y mantenimiento menor de in	\$11,313.06	\$0.00	\$0.00	\$0.00	\$0.00	\$0.00	\$0.00	\$0.00	\$0.00	\$0.00	\$0.00	\$0.00	\$0.00	\$11,313.06	\$0.00
351003 Conservación y mantenimiento menor de in	\$11,313.06	\$0.00	\$0.00	\$0.00	\$0.00	\$0.00	\$0.00	\$0.00	\$0.00	\$0.00	\$0.00	\$0.00	\$0.00	\$11,313.06	\$0.00
352000 Instalación, reparación y mantenimiento de	\$8,676.16	\$0.00	\$0.00	\$0.00	\$0.00	\$0.00	\$0.00	\$0.00	\$0.00	\$0.00	\$0.00	\$0.00	\$0.00	\$8,676.16	\$0.00
352007 Mantenimiento de Equipo y Aparatos de Co	\$8,676.16	\$0.00	\$0.00	\$0.00	\$0.00	\$0.00	\$0.00	\$0.00	\$0.00	\$0.00	\$0.00	\$0.00	\$0.00	\$8,676.16	\$0.00
355000 Reparación y mantenimiento de equipo de t	\$696.00	\$0.00	\$0.00	\$0.00	\$0.00	\$0.00	\$0.00	\$0.00	\$696.00	\$0.00	\$0.00	\$0.00	\$0.00	\$696.00	\$0.00
355005 Mantenimiento de Vehículos FFM	\$696.00	\$0.00	\$0.00	\$0.00	\$0.00	\$0.00	\$0.00	\$0.00	\$696.00	\$0.00	\$0.00	\$0.00	\$0.00	\$696.00	\$0.00
359000 Servicios de jardinería y fumigación	\$100,000.00	\$0.00	\$0.00	\$0.00	\$0.00	\$0.00	\$0.00	\$0.00	\$0.00	\$100,000.00	\$0.00	\$0.00	\$0.00	\$100,000.00	\$0.00
359003 Servicio de Sanitización FFM	\$100,000.00	\$0.00	\$0.00	\$0.00	\$0.00	\$0.00	\$0.00	\$0.00	\$0.00	\$100,000.00	\$0.00	\$0.00	\$0.00	\$100,000.00	\$0.00
380000 Servicios oficiales	\$277,790.62	\$0.00	\$0.00	\$124,224.00	\$0.00	\$0.00	\$0.00	\$0.00	\$0.00	\$0.00	\$0.00	\$0.00	\$0.00	\$124,224.00	\$78,746.62
382000 Gastos de orden social y cultural	\$277,790.62	\$0.00	\$0.00	\$124,224.00	\$0.00	\$0.00	\$0.00	\$0.00	\$0.00	\$0.00	\$0.00	\$0.00	\$0.00	\$124,224.00	\$78,746.62
382002 Gastos de Orden Social FFM	\$277,790.62	\$0.00	\$0.00	\$124,224.00	\$0.00	\$0.00	\$0.00	\$0.00	\$0.00	\$0.00	\$0.00	\$0.00	\$0.00	\$124,224.00	\$78,746.62
390000 Otros servicios generales	\$294,190.00	\$0.00	\$55,448.00	\$52,906.00	\$49,657.00	\$0.00	\$51,925.00	\$47,820.00	\$0.00	\$0.00	\$36,432.00	\$0.00	\$0.00	\$199,044.00	\$78,746.62
396000 Impuesto sobre inmuebles y otros que se deli	\$294,190.00	\$0.00	\$55,448.00	\$52,906.00	\$49,657.00	\$0.00	\$51,925.00	\$47,820.00	\$0.00	\$0.00	\$36,432.00	\$0.00	\$0.00	\$199,044.00	\$78,746.62
396001 Impuesto sobre inmuebles y otros que se deli	\$294,190.00	\$0.00	\$55,448.00	\$52,906.00	\$49,657.00	\$0.00	\$51,925.00	\$47,820.00	\$0.00	\$0.00	\$36,432.00	\$0.00	\$0.00	\$199,044.00	\$78,746.62
400000 TRANSFERENCIAS, ASIGNACIONES	\$524,144.47	\$0.00	\$20,000.00	\$92,800.00	\$16,429.60	\$39,971.14	\$26,429.60	\$25,682.80	\$49,291.60	\$193,605.83	\$41,464.60	\$37,692.30	\$36,637.00	\$524,144.47	\$0.00
440000 Ayudas sociales	\$524,144.47	\$0.00	\$20,000.00	\$92,800.00	\$16,429.60	\$39,971.14	\$26,429.60	\$25,682.80	\$49,291.60	\$193,605.83	\$41,464.60	\$37,692.30	\$36,637.00	\$524,144.47	\$0.00
441000 Ayudas sociales a personas	\$121,233.74	\$0.00	\$62,800.00	\$0.00	\$0.00	\$12,541.54	\$0.00	\$0.00	\$11,952.00	\$14,030.20	\$0.00	\$0.00	\$0.00	\$121,233.74	\$0.00
441006 AYUDAS A PERSONAS DE ESCASOS RE	\$121,233.74	\$0.00	\$62,800.00	\$0.00	\$0.00	\$12,541.54	\$0.00	\$0.00	\$11,952.00	\$14,030.20	\$0.00	\$0.00	\$0.00	\$121,233.74	\$0.00
441014 AYUDAS SOCIALES A LA COMUNIDAD FI	\$66,862.00	\$0.00	\$0.00	\$75,000.00	\$0.00	\$0.00	\$0.00	\$0.00	\$0.00	\$0.00	\$0.00	\$0.00	\$0.00	\$66,862.00	\$0.00
442006 Beca y otras ayudas para programas de c	\$100,000.00	\$0.00	\$0.00	\$0.00	\$0.00	\$0.00	\$0.00	\$0.00	\$0.00	\$100,000.00	\$0.00	\$0.00	\$0.00	\$100,000.00	\$0.00
442006 PREMIOS, RECOMPENSAS (CONTRIVU)	\$100,000.00	\$0.00	\$0.00	\$0.00	\$0.00	\$0.00	\$0.00	\$0.00	\$0.00	\$100,000.00	\$0.00	\$0.00	\$0.00	\$100,000.00	\$0.00
445000 Ayudas sociales a instituciones sin fines de	\$302,910.73	\$0.00	\$20,000.00	\$10,000.00	\$16,429.60	\$29,429.60	\$26,429.60	\$25,682.80	\$36,429.60	\$25,675.63	\$41,464.60	\$37,692.30	\$36,637.00	\$302,910.73	\$0.00
445011 APOYO A O.L.F. MUNICIPAL FFM	\$10,000.00	\$0.00	\$20,000.00	\$10,000.00	\$16,429.60	\$29,429.60	\$26,429.60	\$25,682.80	\$36,429.60	\$25,675.63	\$41,464.60	\$37,692.30	\$36,637.00	\$302,910.73	\$0.00





Ucr: Secretaría  
Rep: g:\AnaliticoPresupuestoEgresos\_FF

### Municipio de Emiliano Zapata ESTADO DE HIDALGO Analitico Mensual de Egresos Pagados por Fuentes de Financiamiento al 31/dic/2020 (Cuentas con Movimientos) (Cifras en pesos y centavos)

Fecha y hora de Impresión: 19/ene/2021 12:03 p. m.

Objeto del Gasto	Presupuesto Vigente	Ene	Feb	Mar	Abr	May	Jun	Jul	Ago	Sep	Oct	Nov	Dic	Total (Vigente - Total)	Diferencia
4460000 APOYO AL SECTOR EDUCATIVO FFM	\$192,910.73	\$0.00	\$0.00	\$0.00	\$18,429.80	\$18,429.80	\$18,429.80	\$15,892.80	\$18,429.80	\$20,575.63	\$28,464.60	\$27,632.30	\$39,837.00	\$192,910.73	\$0.00
5000000 BIENES MUEBLES, INMUEBLES E IN	\$250,000.00	\$0.00	\$0.00	\$0.00	\$0.00	\$0.00	\$0.00	\$0.00	\$0.00	\$0.00	\$0.00	\$0.00	\$0.00	\$0.00	\$250,000.00
5400000 Vehículos y equipo de transporte	\$250,000.00	\$0.00	\$0.00	\$0.00	\$0.00	\$0.00	\$0.00	\$0.00	\$0.00	\$0.00	\$0.00	\$0.00	\$0.00	\$0.00	\$250,000.00
5400000 Carrocerías y remolques	\$250,000.00	\$0.00	\$0.00	\$0.00	\$0.00	\$0.00	\$0.00	\$0.00	\$0.00	\$0.00	\$0.00	\$0.00	\$0.00	\$0.00	\$250,000.00
5400001 Carrocerías y remolques	\$250,000.00	\$0.00	\$0.00	\$0.00	\$0.00	\$0.00	\$0.00	\$0.00	\$0.00	\$0.00	\$0.00	\$0.00	\$0.00	\$0.00	\$250,000.00
FFM 2020	\$5,072,852.75	\$485,356.35	\$473,403.00	\$119,237.42	\$335,850.50	\$144,094.76	\$805,792.79	\$760,215.15	\$624,159.26	\$559,729.26	\$499,315.74	\$528,235.26	\$372,086.25	\$7,007,975.74	\$372,115.81

16FG16 FGP 2016	16FG16 FGP 2016	16FG16 FGP 2016	16FG16 FGP 2016	16FG16 FGP 2016	16FG16 FGP 2016	16FG16 FGP 2016	16FG16 FGP 2016	16FG16 FGP 2016	16FG16 FGP 2016	16FG16 FGP 2016	16FG16 FGP 2016	16FG16 FGP 2016	16FG16 FGP 2016	16FG16 FGP 2016	16FG16 FGP 2016	16FG16 FGP 2016
4400000 Ayudas sociales	\$106,673.89	\$0.00	\$0.00	\$0.00	\$0.00	\$0.00	\$0.00	\$15,728.24	\$0.00	\$50,000.00	\$0.00	\$0.00	\$0.00	\$105,728.24	\$945.75	
4420000 Becas y otras ayudas para programas de c	\$90,000.00	\$0.00	\$0.00	\$0.00	\$0.00	\$0.00	\$0.00	\$0.00	\$0.00	\$50,000.00	\$0.00	\$0.00	\$0.00	\$90,000.00	\$0.00	
4420001 Premios, reconocimientos (CONTRINUY	\$60,000.00	\$0.00	\$0.00	\$0.00	\$0.00	\$0.00	\$0.00	\$0.00	\$0.00	\$0.00	\$0.00	\$0.00	\$0.00	\$60,000.00	\$0.00	
4480000 Ayudas por desastres naturales y otros simi	\$18,673.89	\$0.00	\$0.00	\$0.00	\$0.00	\$0.00	\$0.00	\$15,728.24	\$0.00	\$0.00	\$0.00	\$0.00	\$0.00	\$15,728.24	\$945.75	
4480003 AYUDAS SOCIALES POR DESASTRES NA	\$18,673.89	\$0.00	\$0.00	\$0.00	\$0.00	\$0.00	\$0.00	\$15,728.24	\$0.00	\$0.00	\$0.00	\$0.00	\$0.00	\$15,728.24	\$945.75	
6000000 INVERSION PUBLICA	\$251,426.88	\$0.00	\$0.00	\$0.00	\$0.00	\$0.00	\$251,426.88	\$0.00	\$0.00	\$0.00	\$0.00	\$0.00	\$0.00	\$251,426.88	\$0.00	
6100000 Obra pública en bienes de dominio públic	\$251,426.88	\$0.00	\$0.00	\$0.00	\$0.00	\$0.00	\$251,426.88	\$0.00	\$0.00	\$0.00	\$0.00	\$0.00	\$0.00	\$251,426.88	\$0.00	
6150000 Construcción de vías de comunicación	\$251,426.88	\$0.00	\$0.00	\$0.00	\$0.00	\$0.00	\$251,426.88	\$0.00	\$0.00	\$0.00	\$0.00	\$0.00	\$0.00	\$251,426.88	\$0.00	
6150001 Construcción de vías de comunicación	\$251,426.88	\$0.00	\$0.00	\$0.00	\$0.00	\$0.00	\$251,426.88	\$0.00	\$0.00	\$0.00	\$0.00	\$0.00	\$0.00	\$251,426.88	\$0.00	
FGP 2016	\$358,100.77	\$0.00	\$0.00	\$0.00	\$0.00	\$0.00	\$251,426.88	\$15,728.24	\$0.00	\$50,000.00	\$0.00	\$0.00	\$0.00	\$357,155.12	\$945.75	


16FG18 FGP 2018	16FG18 FGP 2018	16FG18 FGP 2018	16FG18 FGP 2018	16FG18 FGP 2018	16FG18 FGP 2018	16FG18 FGP 2018	16FG18 FGP 2018	16FG18 FGP 2018	16FG18 FGP 2018	16FG18 FGP 2018	16FG18 FGP 2018	16FG18 FGP 2018	16FG18 FGP 2018	16FG18 FGP 2018	16FG18 FGP 2018	16FG18 FGP 2018
4000000 SERVICIOS PERSONALES	\$56,317.42	\$0.00	\$0.00	\$0.00	\$0.00	\$0.00	\$0.00	\$0.00	\$0.00	\$0.00	\$0.00	\$0.00	\$0.00	\$0.00	\$0.00	\$56,317.42
4500000 Otras prestaciones sociales y económicas	\$56,317.42	\$0.00	\$0.00	\$0.00	\$0.00	\$0.00	\$0.00	\$0.00	\$0.00	\$0.00	\$0.00	\$0.00	\$0.00	\$0.00	\$0.00	\$56,317.42
4510000 Cuidado para el fondo de ahorro y fondo de t	\$12,000.00	\$0.00	\$0.00	\$0.00	\$0.00	\$0.00	\$0.00	\$0.00	\$0.00	\$0.00	\$0.00	\$0.00	\$0.00	\$0.00	\$0.00	\$12,000.00
4510001 Cuidado para el fondo de ahorro FGP	\$12,000.00	\$0.00	\$0.00	\$0.00	\$0.00	\$0.00	\$0.00	\$0.00	\$0.00	\$0.00	\$0.00	\$0.00	\$0.00	\$0.00	\$0.00	\$12,000.00
4520000 Indemnizaciones	\$31,817.42	\$0.00	\$0.00	\$0.00	\$0.00	\$0.00	\$0.00	\$0.00	\$0.00	\$0.00	\$0.00	\$0.00	\$0.00	\$0.00	\$0.00	\$31,817.42
4520002 Indemnizaciones FGP	\$31,817.42	\$0.00	\$0.00	\$0.00	\$0.00	\$0.00	\$0.00	\$0.00	\$0.00	\$0.00	\$0.00	\$0.00	\$0.00	\$0.00	\$0.00	\$31,817.42
4540000 Prestaciones contractuales	\$22,500.00	\$0.00	\$0.00	\$0.00	\$0.00	\$0.00	\$0.00	\$0.00	\$0.00	\$0.00	\$0.00	\$0.00	\$0.00	\$0.00	\$0.00	\$22,500.00
4540005 Apoyo para Gastos Funerarios FGP	\$22,500.00	\$0.00	\$0.00	\$0.00	\$0.00	\$0.00	\$0.00	\$0.00	\$0.00	\$0.00	\$0.00	\$0.00	\$0.00	\$0.00	\$0.00	\$22,500.00
2600000 MATERIALES Y SUMINISTROS	\$52,770.10	\$0.00	\$0.00	\$0.00	\$0.00	\$0.00	\$0.00	\$0.00	\$0.00	\$0.00	\$0.00	\$0.00	\$0.00	\$0.00	\$0.00	\$52,770.10
2100000 Materiales de administración, emisión de i	\$10,000.00	\$0.00	\$0.00	\$0.00	\$0.00	\$0.00	\$0.00	\$0.00	\$0.00	\$0.00	\$0.00	\$0.00	\$0.00	\$0.00	\$0.00	\$10,000.00
2120000 Materiales y útiles de impresión y reproduc	\$10,000.00	\$0.00	\$0.00	\$0.00	\$0.00	\$0.00	\$0.00	\$0.00	\$0.00	\$0.00	\$0.00	\$0.00	\$0.00	\$0.00	\$0.00	\$10,000.00
2120004 Materiales y útiles de Impresión y Reproduc	\$10,000.00	\$0.00	\$0.00	\$0.00	\$0.00	\$0.00	\$0.00	\$0.00	\$0.00	\$0.00	\$0.00	\$0.00	\$0.00	\$0.00	\$0.00	\$10,000.00
2600000 Combustibles, lubricantes y aditivos	\$52,770.10	\$0.00	\$0.00	\$0.00	\$0.00	\$0.00	\$0.00	\$0.00	\$0.00	\$0.00	\$0.00	\$0.00	\$0.00	\$0.00	\$0.00	\$52,770.10
2610000 Combustibles, lubricantes y aditivos	\$52,770.10	\$0.00	\$0.00	\$0.00	\$0.00	\$0.00	\$0.00	\$0.00	\$0.00	\$0.00	\$0.00	\$0.00	\$0.00	\$0.00	\$0.00	\$52,770.10
2610005 Combustibles, lubricantes y Aditivos FGP	\$52,770.10	\$0.00	\$0.00	\$0.00	\$0.00	\$0.00	\$0.00	\$0.00	\$0.00	\$0.00	\$0.00	\$0.00	\$0.00	\$0.00	\$0.00	\$52,770.10
3600000 SERVICIOS GENERALES	\$71,032.22	\$0.00	\$0.00	\$0.00	\$0.00	\$0.00	\$0.00	\$0.00	\$0.00	\$0.00	\$0.00	\$0.00	\$0.00	\$0.00	\$0.00	\$71,032.22
3100000 Servicios básicos	\$69,12	\$0.00	\$0.00	\$0.00	\$0.00	\$0.00	\$0.00	\$0.00	\$0.00	\$0.00	\$0.00	\$0.00	\$0.00	\$0.00	\$0.00	\$69,12



**Municipio de Emiliano Zapata**  
**ESTADO DE HIDALGO**  
**Analitico Mensual de Egresos Pagados por Fuente de Financiamiento al 31/dic/2020**  
(Cifras en pesos y centavos)

Objeto del Gasto	Presupuesto Vigente	Ene												Total (Vigente - 100%)	Diferencia					
		Ene	Feb	Mar	Abr	May	Jun	Jul	Ago	Sep	Oct	Nov	Dic							
318000 Servicios integrales y otros servicios FGP	\$698,12	\$0,00	\$0,00	\$0,00	\$0,00	\$0,00	\$0,00	\$0,00	\$0,00	\$0,00	\$0,00	\$0,00	\$0,00	\$0,00	\$0,00	\$0,00	\$0,00	\$698,12	\$0,00	
318002 Servicios integrados y otros servicios FGP	\$698,12	\$0,00	\$0,00	\$0,00	\$0,00	\$0,00	\$0,00	\$0,00	\$0,00	\$0,00	\$0,00	\$0,00	\$0,00	\$0,00	\$0,00	\$0,00	\$0,00	\$698,12	\$0,00	
350000 Servicios de instalación, reparación, mant	\$70,363,10	\$0,00	\$0,00	\$0,00	\$0,00	\$0,00	\$0,00	\$0,00	\$0,00	\$0,00	\$0,00	\$0,00	\$0,00	\$0,00	\$0,00	\$0,00	\$0,00	\$1,000,00	\$1,000,00	\$99,363,10
351000 Conservación y mantenimiento menor de in	\$70,363,10	\$0,00	\$0,00	\$0,00	\$0,00	\$0,00	\$0,00	\$0,00	\$0,00	\$0,00	\$0,00	\$0,00	\$0,00	\$0,00	\$0,00	\$0,00	\$0,00	\$1,000,00	\$1,000,00	\$99,363,10
351010 Reparación y Mantenimiento de Calles y Pu	\$70,363,10	\$0,00	\$0,00	\$0,00	\$0,00	\$0,00	\$0,00	\$0,00	\$0,00	\$0,00	\$0,00	\$0,00	\$0,00	\$0,00	\$0,00	\$0,00	\$0,00	\$1,000,00	\$1,000,00	\$99,363,10
400000 INVERSION PUBLICA	\$444,572,01	\$0,00	\$0,00	\$0,00	\$0,00	\$0,00	\$0,00	\$0,00	\$0,00	\$0,00	\$0,00	\$0,00	\$0,00	\$0,00	\$0,00	\$0,00	\$0,00	\$444,572,01	\$0,00	\$0,00
410000 Obra pública en bienes de dominio public	\$444,572,01	\$0,00	\$0,00	\$0,00	\$0,00	\$0,00	\$0,00	\$0,00	\$0,00	\$0,00	\$0,00	\$0,00	\$0,00	\$0,00	\$0,00	\$0,00	\$0,00	\$444,572,01	\$0,00	\$0,00
614000 División de terrenos y construcción de obra	\$444,572,01	\$0,00	\$0,00	\$0,00	\$0,00	\$0,00	\$0,00	\$0,00	\$0,00	\$0,00	\$0,00	\$0,00	\$0,00	\$0,00	\$0,00	\$0,00	\$0,00	\$444,572,01	\$0,00	\$0,00
614001 División de terrenos y construcción de obra	\$444,572,01	\$0,00	\$0,00	\$0,00	\$0,00	\$0,00	\$0,00	\$0,00	\$0,00	\$0,00	\$0,00	\$0,00	\$0,00	\$0,00	\$0,00	\$0,00	\$0,00	\$444,572,01	\$0,00	\$0,00
900000 DEUDA PUBLICA	\$210,930,40	\$0,00	\$0,00	\$0,00	\$0,00	\$0,00	\$0,00	\$0,00	\$0,00	\$0,00	\$0,00	\$0,00	\$0,00	\$0,00	\$0,00	\$0,00	\$0,00	\$210,930,40	\$0,00	\$0,00
990000 Adeudos de ejercicios fiscales anteriores	\$210,930,40	\$0,00	\$0,00	\$0,00	\$0,00	\$0,00	\$0,00	\$0,00	\$0,00	\$0,00	\$0,00	\$0,00	\$0,00	\$0,00	\$0,00	\$0,00	\$0,00	\$210,930,40	\$0,00	\$0,00
991000 ADEFAS	\$210,930,40	\$0,00	\$0,00	\$0,00	\$0,00	\$0,00	\$0,00	\$0,00	\$0,00	\$0,00	\$0,00	\$0,00	\$0,00	\$0,00	\$0,00	\$0,00	\$0,00	\$210,930,40	\$0,00	\$0,00
991002 Adeudos de Ejercicios Fiscales Anteriores (	\$210,930,40	\$0,00	\$0,00	\$0,00	\$0,00	\$0,00	\$0,00	\$0,00	\$0,00	\$0,00	\$0,00	\$0,00	\$0,00	\$0,00	\$0,00	\$0,00	\$0,00	\$210,930,40	\$0,00	\$0,00
FGP 2018	\$855,872,76	\$0,00	\$0,00	\$0,00	\$0,00	\$0,00	\$0,00	\$0,00	\$0,00	\$0,00	\$0,00	\$0,00	\$0,00	\$0,00	\$0,00	\$0,00	\$0,00	\$855,872,76	\$0,00	\$0,00
16FG19 FGP 2019	\$30,000,02	\$30,000,02	\$0,00	\$0,00	\$0,00	\$0,00	\$0,00	\$0,00	\$0,00	\$0,00	\$0,00	\$0,00	\$0,00	\$0,00	\$0,00	\$0,00	\$0,00	\$30,000,02	\$0,00	\$0,00
MATERIALES Y SUMINISTROS	\$30,000,02	\$30,000,02	\$0,00	\$0,00	\$0,00	\$0,00	\$0,00	\$0,00	\$0,00	\$0,00	\$0,00	\$0,00	\$0,00	\$0,00	\$0,00	\$0,00	\$0,00	\$30,000,02	\$0,00	\$0,00
200000 Herramientas, refacciones y accesorios m	\$30,000,02	\$30,000,02	\$0,00	\$0,00	\$0,00	\$0,00	\$0,00	\$0,00	\$0,00	\$0,00	\$0,00	\$0,00	\$0,00	\$0,00	\$0,00	\$0,00	\$0,00	\$30,000,02	\$0,00	\$0,00
291000 Herramientas menores	\$30,000,02	\$30,000,02	\$0,00	\$0,00	\$0,00	\$0,00	\$0,00	\$0,00	\$0,00	\$0,00	\$0,00	\$0,00	\$0,00	\$0,00	\$0,00	\$0,00	\$0,00	\$30,000,02	\$0,00	\$0,00
291002 Herramientas menores FGP	\$30,000,02	\$30,000,02	\$0,00	\$0,00	\$0,00	\$0,00	\$0,00	\$0,00	\$0,00	\$0,00	\$0,00	\$0,00	\$0,00	\$0,00	\$0,00	\$0,00	\$0,00	\$30,000,02	\$0,00	\$0,00
300000 SERVICIOS GENERALES	\$239,709,29	\$134,445,56	\$0,00	\$0,00	\$0,00	\$0,00	\$0,00	\$0,00	\$0,00	\$0,00	\$0,00	\$0,00	\$0,00	\$0,00	\$0,00	\$0,00	\$0,00	\$239,709,29	\$2,263,88	\$2,263,88
310000 Servicios básicos	\$120,425,35	\$120,425,35	\$0,00	\$0,00	\$0,00	\$0,00	\$0,00	\$0,00	\$0,00	\$0,00	\$0,00	\$0,00	\$0,00	\$0,00	\$0,00	\$0,00	\$0,00	\$120,425,35	\$0,00	\$0,00
311000 Energía eléctrica	\$120,425,35	\$120,425,35	\$0,00	\$0,00	\$0,00	\$0,00	\$0,00	\$0,00	\$0,00	\$0,00	\$0,00	\$0,00	\$0,00	\$0,00	\$0,00	\$0,00	\$0,00	\$120,425,35	\$0,00	\$0,00
311008 Servicio de Energía Eléctrica FGP	\$120,425,35	\$120,425,35	\$0,00	\$0,00	\$0,00	\$0,00	\$0,00	\$0,00	\$0,00	\$0,00	\$0,00	\$0,00	\$0,00	\$0,00	\$0,00	\$0,00	\$0,00	\$120,425,35	\$0,00	\$0,00
350000 Servicios de instalación, reparación, mant	\$71,020,00	\$11,020,00	\$0,00	\$0,00	\$0,00	\$0,00	\$0,00	\$0,00	\$0,00	\$0,00	\$0,00	\$0,00	\$0,00	\$0,00	\$0,00	\$0,00	\$0,00	\$71,020,00	\$0,00	\$0,00
350000 Reparación y mantenimiento de equipo de t	\$11,020,00	\$11,020,00	\$0,00	\$0,00	\$0,00	\$0,00	\$0,00	\$0,00	\$0,00	\$0,00	\$0,00	\$0,00	\$0,00	\$0,00	\$0,00	\$0,00	\$0,00	\$11,020,00	\$0,00	\$0,00
350007 Mantenimiento de Vehículos FGP	\$11,020,00	\$11,020,00	\$0,00	\$0,00	\$0,00	\$0,00	\$0,00	\$0,00	\$0,00	\$0,00	\$0,00	\$0,00	\$0,00	\$0,00	\$0,00	\$0,00	\$0,00	\$11,020,00	\$0,00	\$0,00
356000 Servicios de pintura y fumigación	\$60,000,00	\$0,00	\$0,00	\$0,00	\$0,00	\$0,00	\$0,00	\$0,00	\$0,00	\$0,00	\$0,00	\$0,00	\$0,00	\$0,00	\$0,00	\$0,00	\$0,00	\$60,000,00	\$0,00	\$0,00
359004 Servicio de Sanitización FGP	\$60,000,00	\$0,00	\$0,00	\$0,00	\$0,00	\$0,00	\$0,00	\$0,00	\$0,00	\$0,00	\$0,00	\$0,00	\$0,00	\$0,00	\$0,00	\$0,00	\$0,00	\$60,000,00	\$0,00	\$0,00
380000 Servicios oficiales	\$42,263,88	\$0,00	\$0,00	\$0,00	\$0,00	\$0,00	\$0,00	\$0,00	\$0,00	\$0,00	\$0,00	\$0,00	\$0,00	\$0,00	\$0,00	\$0,00	\$0,00	\$42,263,88	\$0,00	\$2,263,88
382000 Gastos de orden social y cultural	\$42,263,88	\$0,00	\$0,00	\$0,00	\$0,00	\$0,00	\$0,00	\$0,00	\$0,00	\$0,00	\$0,00	\$0,00	\$0,00	\$0,00	\$0,00	\$0,00	\$0,00	\$42,263,88	\$0,00	\$2,263,88
382003 Gastos de Orden Social FGP	\$42,263,88	\$0,00	\$0,00	\$0,00	\$0,00	\$0,00	\$0,00	\$0,00	\$0,00	\$0,00	\$0,00	\$0,00	\$0,00	\$0,00	\$0,00	\$0,00	\$0,00	\$42,263,88	\$0,00	\$2,263,88
FGP 2019	\$257,709,29	\$187,345,37	\$0,00	\$0,00	\$0,00	\$0,00	\$0,00	\$0,00	\$0,00	\$0,00	\$0,00	\$0,00	\$0,00	\$0,00	\$0,00	\$0,00	\$0,00	\$257,709,29	\$2,263,88	\$2,263,88

Objeto del Gasto	Presupuesto Vigente	Ene												Total (Vigente - 100%)	Diferencia
		Ene	Feb	Mar	Abr	May	Jun	Jul	Ago	Sep	Oct	Nov	Dic		
16FG20 FGP 2020	\$10,041,554,34	\$636,134,33	\$851,423,59	\$903,464,36	\$943,369,06	\$670,874,08	\$686,333,90	\$648,047,57	\$1,729,215,67	\$560,162,86	\$653,015,34	\$722,111,55	\$1,051,591,92	\$10,041,554,34	\$0,00
SERVICIOS PERSONALES	\$10,041,554,34	\$636,134,33	\$851,423,59	\$903,464,36	\$943,369,06	\$670,874,08	\$686,333,90	\$648,047,57	\$1,729,215,67	\$560,162,86	\$653,015,34	\$722,111,55	\$1,051,591,92	\$10,041,554,34	\$0,00
Remuneraciones al personal de carácter f	\$6,377,875,58	\$372,208,08	\$572,630,65	\$448,856,14	\$532,501,52	\$352,486,93	\$534,108,44	\$511,800,23	\$502,704,86	\$415,154,12	\$487,641,99	\$573,007,00	\$594,775,82	\$6,377,875,58	\$0,00
Sueldos base al personal permanente	\$6,377,875,58	\$372,208,08	\$572,630,65	\$448,856,14	\$532,501,52	\$352,486,93	\$534,108,44	\$511,800,23	\$502,704,86	\$415,154,12	\$487,641,99	\$573,007,00	\$594,775,82	\$6,377,875,58	\$0,00






Rep: rptAnaliticoPresupuestoEgresos\_FF

Municipio de Emiliano Zapata
ESTADO DE HIDALGO
Analitico Mensual de Egresos Pagados por Fuente de Financiamiento al 31/dic-/2020
(Cuentas con Movimientos)
(Cifras en pesos y centavos)

Fecha y hora de Impresión 19/ene/2021 12:03 p. m.

Table with columns: Objeto del Gasto, Presupuesto Vigente, Ene, Feb, Mar, Abr, May, Jun, Jul, Ago, Sep, Oct, Nov, Dic, Total (Vigente - Total), Diferencia. Rows include categories like Sueldos, Remuneraciones, Materiales, and Servicios Generales.





Ucr: tesoreria  
Rep.: rptAnaliticoPresupuestoEgresos\_FF

### Municipio de Emiliano Zapata ESTADO DE HIDALGO Analitico Mensual de Egresos Pagados por Fuente de Financiamiento al 31/dic/2020 (Cuentas con Movimientos) (Cifras en pesos y centavos)

Fecha y hora de Impresión  
19/ene/2021  
12:03 p. m.

Objeto del Gasto	Presupuesto Vigente												Total (Vigente - Total)	Diferencia	
	Ene	Feb	Mar	Abr	May	Jun	Jul	Ago	Sep	Oct	Nov	Dic			
318002 Servicios Integrados y otros servicios FGP	\$14,812.48	\$0.00	\$0.00	\$0.00	\$0.00	\$0.00	\$0.00	\$0.00	\$0.00	\$0.00	\$0.00	\$0.00	\$0.00	\$14,812.48	\$0.00
320000 Servicios de arrendamiento	\$4,080.00	\$0.00	\$0.00	\$0.00	\$0.00	\$0.00	\$0.00	\$0.00	\$0.00	\$0.00	\$0.00	\$0.00	\$0.00	\$4,080.00	\$0.00
326000 Arrendamiento de maquinaria, otros equipos	\$4,080.00	\$0.00	\$0.00	\$0.00	\$0.00	\$0.00	\$0.00	\$0.00	\$0.00	\$0.00	\$0.00	\$0.00	\$0.00	\$4,080.00	\$0.00
326005 Arrendamiento de Maquinaria y Equipo FGF	\$4,080.00	\$0.00	\$0.00	\$0.00	\$0.00	\$0.00	\$0.00	\$0.00	\$0.00	\$0.00	\$0.00	\$0.00	\$0.00	\$4,080.00	\$0.00
330000 Servicios profesionales, científicos, técnicos	\$22,355.32	\$0.00	\$0.00	\$0.00	\$0.00	\$0.00	\$0.00	\$0.00	\$0.00	\$0.00	\$0.00	\$0.00	\$0.00	\$22,355.32	\$0.00
336000 Servicios de apoyo administrativo, fotocopia	\$22,355.32	\$0.00	\$0.00	\$0.00	\$0.00	\$0.00	\$0.00	\$0.00	\$0.00	\$0.00	\$0.00	\$0.00	\$0.00	\$22,355.32	\$0.00
336007 Servicios de apoyo administrativo, fotocopia	\$22,355.32	\$0.00	\$0.00	\$0.00	\$0.00	\$0.00	\$0.00	\$0.00	\$0.00	\$0.00	\$0.00	\$0.00	\$0.00	\$22,355.32	\$0.00
340000 Servicios financieros, bancos y comercio	\$8,570.00	\$0.00	\$0.00	\$0.00	\$0.00	\$0.00	\$0.00	\$0.00	\$0.00	\$0.00	\$0.00	\$0.00	\$0.00	\$8,570.00	\$0.00
347000 Fletes y manifiestos	\$8,570.00	\$0.00	\$0.00	\$0.00	\$0.00	\$0.00	\$0.00	\$0.00	\$0.00	\$0.00	\$0.00	\$0.00	\$0.00	\$8,570.00	\$0.00
347002 Fletes y Manifiestos FGP	\$8,570.00	\$0.00	\$0.00	\$0.00	\$0.00	\$0.00	\$0.00	\$0.00	\$0.00	\$0.00	\$0.00	\$0.00	\$0.00	\$8,570.00	\$0.00
350000 Servicios de instalación, reparación, mant	\$13,270.82	\$0.00	\$0.00	\$0.00	\$0.00	\$0.00	\$0.00	\$0.00	\$0.00	\$0.00	\$0.00	\$0.00	\$0.00	\$13,270.82	\$0.00
351000 Conservación y mantenimiento menor de in	\$8,020.82	\$0.00	\$0.00	\$0.00	\$0.00	\$0.00	\$0.00	\$0.00	\$0.00	\$0.00	\$0.00	\$0.00	\$0.00	\$8,020.82	\$0.00
351010 Reparación y Mantenimiento de Calles y Pu	\$8,020.82	\$0.00	\$0.00	\$0.00	\$0.00	\$0.00	\$0.00	\$0.00	\$0.00	\$0.00	\$0.00	\$0.00	\$0.00	\$8,020.82	\$0.00
357000 Instalación, reparación y mantenimiento de	\$4,250.00	\$0.00	\$0.00	\$0.00	\$0.00	\$0.00	\$0.00	\$0.00	\$0.00	\$0.00	\$0.00	\$0.00	\$0.00	\$4,250.00	\$0.00
357009 Mantenimiento de Maq. otros Equipos y Hta	\$4,250.00	\$0.00	\$0.00	\$0.00	\$0.00	\$0.00	\$0.00	\$0.00	\$0.00	\$0.00	\$0.00	\$0.00	\$0.00	\$4,250.00	\$0.00
359000 Servicios de jardinería y fumigación	\$0.00	\$0.00	\$0.00	\$0.00	\$0.00	\$0.00	\$0.00	\$0.00	\$0.00	\$0.00	\$0.00	\$0.00	\$0.00	\$0.00	\$0.00
359004 Servicio de Sanitización FGP	\$0.00	\$0.00	\$0.00	\$0.00	\$0.00	\$0.00	\$0.00	\$0.00	\$0.00	\$0.00	\$0.00	\$0.00	\$0.00	\$0.00	\$0.00
380000 Servicios oficiales	\$116,356.72	\$20,880.00	\$0.00	\$0.00	\$0.00	\$0.00	\$0.00	\$0.00	\$0.00	\$0.00	\$0.00	\$0.00	\$0.00	\$137,236.72	\$0.00
382000 Gastos de orden social y cultural	\$111,258.73	\$20,880.00	\$0.00	\$0.00	\$0.00	\$0.00	\$0.00	\$0.00	\$0.00	\$0.00	\$0.00	\$0.00	\$0.00	\$132,138.73	\$0.00
382003 Gastos de Orden Social FGP	\$111,258.73	\$20,880.00	\$0.00	\$0.00	\$0.00	\$0.00	\$0.00	\$0.00	\$0.00	\$0.00	\$0.00	\$0.00	\$0.00	\$132,138.73	\$0.00
385000 Gastos de representación	\$5,077.99	\$0.00	\$0.00	\$0.00	\$0.00	\$0.00	\$0.00	\$0.00	\$0.00	\$0.00	\$0.00	\$0.00	\$0.00	\$5,077.99	\$0.00
385002 Gastos de Representación FGP	\$5,077.99	\$0.00	\$0.00	\$0.00	\$0.00	\$0.00	\$0.00	\$0.00	\$0.00	\$0.00	\$0.00	\$0.00	\$0.00	\$5,077.99	\$0.00
<b>400000 TRANSFERENCIAS, ASIGNACIONES</b>	<b>\$2,421,835.73</b>	<b>\$255,549.10</b>	<b>\$255,549.10</b>	<b>\$249,889.10</b>	<b>\$249,889.10</b>	<b>\$249,889.10</b>	<b>\$249,889.10</b>	<b>\$249,889.10</b>	<b>\$249,889.10</b>	<b>\$249,889.10</b>	<b>\$249,889.10</b>	<b>\$249,889.10</b>	<b>\$249,889.10</b>	<b>\$2,421,835.73</b>	<b>\$0.00</b>
<b>440000 Ayudas sociales a personas</b>	<b>\$465,258.80</b>	<b>\$48,588.80</b>	<b>\$48,588.80</b>	<b>\$48,588.80</b>	<b>\$48,588.80</b>	<b>\$48,588.80</b>	<b>\$48,588.80</b>	<b>\$48,588.80</b>	<b>\$48,588.80</b>	<b>\$48,588.80</b>	<b>\$48,588.80</b>	<b>\$48,588.80</b>	<b>\$48,588.80</b>	<b>\$465,258.80</b>	<b>\$0.00</b>
441000 Ayudas sociales a personas	\$18,640.00	\$0.00	\$0.00	\$0.00	\$0.00	\$0.00	\$0.00	\$0.00	\$0.00	\$0.00	\$0.00	\$0.00	\$0.00	\$18,640.00	\$0.00
441005 AYUDAS A PERSONAS DE ESCASOS RE	\$18,640.00	\$0.00	\$0.00	\$0.00	\$0.00	\$0.00	\$0.00	\$0.00	\$0.00	\$0.00	\$0.00	\$0.00	\$0.00	\$18,640.00	\$0.00
445000 Ayudas sociales a instituciones sin fines de	\$446,618.80	\$0.00	\$0.00	\$0.00	\$0.00	\$0.00	\$0.00	\$0.00	\$0.00	\$0.00	\$0.00	\$0.00	\$0.00	\$446,618.80	\$0.00
445001 APOYO A LA ALIMENTACION DE INTENI	\$32,630.00	\$2,480.00	\$2,480.00	\$2,480.00	\$2,480.00	\$2,480.00	\$2,480.00	\$2,480.00	\$2,480.00	\$2,480.00	\$2,480.00	\$2,480.00	\$2,480.00	\$35,110.00	\$0.00
445002 APOYO A LA SUBPROCURADUJA DE LA	\$43,154.00	\$3,597.00	\$3,597.00	\$3,597.00	\$3,597.00	\$3,597.00	\$3,597.00	\$3,597.00	\$3,597.00	\$3,597.00	\$3,597.00	\$3,597.00	\$3,597.00	\$46,751.00	\$0.00
445003 APOYO AL CRIHH FGP	\$115,104.00	\$9,592.00	\$9,592.00	\$9,592.00	\$9,592.00	\$9,592.00	\$9,592.00	\$9,592.00	\$9,592.00	\$9,592.00	\$9,592.00	\$9,592.00	\$9,592.00	\$124,696.00	\$0.00
445004 APOYO AL HOSPITAL DEL NIÑO DIF-FGP	\$66,000.00	\$5,500.00	\$5,500.00	\$5,500.00	\$5,500.00	\$5,500.00	\$5,500.00	\$5,500.00	\$5,500.00	\$5,500.00	\$5,500.00	\$5,500.00	\$5,500.00	\$71,500.00	\$0.00
445015 APOYO AL SECTOR EDUCATIVO FGP	\$86,523.47	\$27,429.80	\$27,429.80	\$27,429.80	\$27,429.80	\$27,429.80	\$27,429.80	\$27,429.80	\$27,429.80	\$27,429.80	\$27,429.80	\$27,429.80	\$27,429.80	\$113,953.27	\$0.00
445016 APOYO AL SECTOR SALUD FGP	\$91,667.33	\$0.00	\$0.00	\$0.00	\$0.00	\$0.00	\$0.00	\$0.00	\$0.00	\$0.00	\$0.00	\$0.00	\$0.00	\$91,667.33	\$0.00
445017 APOYO A Instituciones y/o grupos FGP	\$1,500.00	\$0.00	\$0.00	\$0.00	\$0.00	\$0.00	\$0.00	\$0.00	\$0.00	\$0.00	\$0.00	\$0.00	\$0.00	\$1,500.00	\$0.00
452000 Pensiones y Jubilaciones	\$1,956,578.93	\$206,950.50	\$206,950.50	\$206,950.50	\$206,950.50	\$206,950.50	\$206,950.50	\$206,950.50	\$206,950.50	\$206,950.50	\$206,950.50	\$206,950.50	\$206,950.50	\$2,163,529.43	\$0.00
452005 Jubilaciones FGP	\$1,956,578.93	\$206,950.50	\$206,950.50	\$206,950.50	\$206,950.50	\$206,950.50	\$206,950.50	\$206,950.50	\$206,950.50	\$206,950.50	\$206,950.50	\$206,950.50	\$206,950.50	\$2,163,529.43	\$0.00
<b>FGP 2020</b>	<b>\$12,747,388.35</b>	<b>\$1,117,976.23</b>	<b>\$1,117,976.23</b>	<b>\$1,117,976.23</b>	<b>\$1,117,976.23</b>	<b>\$1,117,976.23</b>	<b>\$1,117,976.23</b>	<b>\$1,117,976.23</b>	<b>\$1,117,976.23</b>	<b>\$1,117,976.23</b>	<b>\$1,117,976.23</b>	<b>\$1,117,976.23</b>	<b>\$1,117,976.23</b>	<b>\$12,747,388.35</b>	<b>\$0.00</b>






Ucr: tesorera  
 Rep: rptMensualPresupuestoEgresos\_FF

Municipio de Emiliano Zapata  
 ESTADO DE HIDALGO  
 Analítico Mensual de Egresos Pagados por Fuente de Financiamiento al 31/dic./2020  
 (Cifras en pesos y centavos)

Fecha y hora de Impresión | 19/ene/2021 | 12:03 p. m.

Objeto del Gasto	Presupuesto Vigente	Ene												Total (Vigente - Total)	Diferencia (Vigente - Total)		
		Feb	Mar	Abr	May	Jun	Jul	Ago	Sep	Oct	Nov	Dic					
<b>200000 MATERIALES Y SUMINISTROS</b>	<b>\$11,416.35</b>	<b>\$0.00</b>	<b>\$0.00</b>	<b>\$0.00</b>	<b>\$0.00</b>	<b>\$0.00</b>	<b>\$0.00</b>	<b>\$0.00</b>	<b>\$0.00</b>	<b>\$0.00</b>	<b>\$0.00</b>	<b>\$0.00</b>	<b>\$0.00</b>	<b>\$0.00</b>	<b>\$0.00</b>	<b>\$0.00</b>	<b>\$4,564.74</b>
210000 Materiales de administración, emisión de i	\$11,416.35	\$0.00	\$0.00	\$0.00	\$0.00	\$0.00	\$0.00	\$0.00	\$0.00	\$0.00	\$0.00	\$0.00	\$0.00	\$0.00	\$0.00	\$0.00	\$4,564.74
211000 Materiales, útiles y equipos menores de dic	\$0.851.61	\$0.00	\$0.00	\$0.00	\$0.00	\$0.00	\$0.00	\$0.00	\$0.00	\$0.00	\$0.00	\$0.00	\$0.00	\$0.00	\$0.00	\$0.00	\$0.00
211002 Papelería y Otros Enseres de Oficina FOFY	\$8.851.61	\$0.00	\$0.00	\$0.00	\$0.00	\$0.00	\$0.00	\$0.00	\$0.00	\$0.00	\$0.00	\$0.00	\$0.00	\$0.00	\$0.00	\$0.00	\$0.00
214000 Materiales, útiles y equipos menores de loci	\$4,564.74	\$0.00	\$0.00	\$0.00	\$0.00	\$0.00	\$0.00	\$0.00	\$0.00	\$0.00	\$0.00	\$0.00	\$0.00	\$0.00	\$0.00	\$0.00	\$4,564.74
214004 Material plásticos Informáticos FOFYR	\$4,564.74	\$0.00	\$0.00	\$0.00	\$0.00	\$0.00	\$0.00	\$0.00	\$0.00	\$0.00	\$0.00	\$0.00	\$0.00	\$0.00	\$0.00	\$0.00	\$4,564.74
<b>FOFYR 2018</b>	<b>\$11,416.35</b>	<b>\$0.00</b>	<b>\$0.00</b>	<b>\$0.00</b>	<b>\$0.00</b>	<b>\$0.00</b>	<b>\$0.00</b>	<b>\$0.00</b>	<b>\$0.00</b>	<b>\$0.00</b>	<b>\$0.00</b>	<b>\$0.00</b>	<b>\$0.00</b>	<b>\$0.00</b>	<b>\$0.00</b>	<b>\$0.00</b>	<b>\$4,564.74</b>
<b>16FR19 FOFYR 2019</b>	<b>\$8,727.22</b>	<b>\$0.00</b>	<b>\$0.00</b>	<b>\$0.00</b>	<b>\$0.00</b>	<b>\$0.00</b>	<b>\$0.00</b>	<b>\$0.00</b>	<b>\$0.00</b>	<b>\$0.00</b>	<b>\$0.00</b>	<b>\$0.00</b>	<b>\$0.00</b>	<b>\$0.00</b>	<b>\$0.00</b>	<b>\$0.00</b>	<b>\$8,727.22</b>
<b>300000 SERVICIOS GENERALES</b>	<b>\$8,727.22</b>	<b>\$0.00</b>	<b>\$0.00</b>	<b>\$0.00</b>	<b>\$0.00</b>	<b>\$0.00</b>	<b>\$0.00</b>	<b>\$0.00</b>	<b>\$0.00</b>	<b>\$0.00</b>	<b>\$0.00</b>	<b>\$0.00</b>	<b>\$0.00</b>	<b>\$0.00</b>	<b>\$0.00</b>	<b>\$0.00</b>	<b>\$8,727.22</b>
380000 Servicios oficiales	\$8,727.22	\$0.00	\$0.00	\$0.00	\$0.00	\$0.00	\$0.00	\$0.00	\$0.00	\$0.00	\$0.00	\$0.00	\$0.00	\$0.00	\$0.00	\$0.00	\$8,727.22
382000 Gastos de orden social y cultural	\$8,727.22	\$0.00	\$0.00	\$0.00	\$0.00	\$0.00	\$0.00	\$0.00	\$0.00	\$0.00	\$0.00	\$0.00	\$0.00	\$0.00	\$0.00	\$0.00	\$8,727.22
382004 Gastos de Orden Social FOFYR	\$8,727.22	\$0.00	\$0.00	\$0.00	\$0.00	\$0.00	\$0.00	\$0.00	\$0.00	\$0.00	\$0.00	\$0.00	\$0.00	\$0.00	\$0.00	\$0.00	\$8,727.22
<b>FOFYR 2019</b>	<b>\$8,727.22</b>	<b>\$0.00</b>	<b>\$0.00</b>	<b>\$0.00</b>	<b>\$0.00</b>	<b>\$0.00</b>	<b>\$0.00</b>	<b>\$0.00</b>	<b>\$0.00</b>	<b>\$0.00</b>	<b>\$0.00</b>	<b>\$0.00</b>	<b>\$0.00</b>	<b>\$0.00</b>	<b>\$0.00</b>	<b>\$0.00</b>	<b>\$8,727.22</b>
<b>16FR20 FOFYR 2020</b>	<b>\$458,064.31</b>	<b>\$0.00</b>	<b>\$15,132.20</b>	<b>\$0.00</b>	<b>\$0.00</b>	<b>\$88,205.10</b>	<b>\$101,140.30</b>	<b>\$15,851.40</b>	<b>\$0.00</b>	<b>\$170,853.25</b>	<b>\$7,170.78</b>	<b>\$18,291.74</b>	<b>\$64,494.40</b>	<b>-422,885.05</b>	<b>\$458,064.11</b>	<b>\$0.20</b>	<b>\$0.20</b>
150000 Otras prestaciones sociales y económicas	\$425,064.40	\$0.00	\$15,132.20	\$0.00	\$0.00	\$88,205.10	\$101,140.30	\$15,851.40	\$0.00	\$170,853.25	\$7,170.78	\$18,291.74	\$64,494.40	-\$55,884.97	\$425,064.20	\$0.20	\$0.20
154000 Prestaciones contractuales	\$425,064.40	\$0.00	\$15,132.20	\$0.00	\$0.00	\$88,205.10	\$101,140.30	\$15,851.40	\$0.00	\$170,853.25	\$7,170.78	\$18,291.74	\$64,494.40	-\$55,884.97	\$425,064.20	\$0.20	\$0.20
154006 Ayudas con Medicamento y Servicio Médic	\$425,064.40	\$0.00	\$15,132.20	\$0.00	\$0.00	\$88,205.10	\$101,140.30	\$15,851.40	\$0.00	\$170,853.25	\$7,170.78	\$18,291.74	\$64,494.40	-\$55,884.97	\$425,064.20	\$0.20	\$0.20
170000 Pago de estímulos a servidores públicos	\$32,999.91	\$0.00	\$0.00	\$0.00	\$0.00	\$0.00	\$0.00	\$0.00	\$0.00	\$0.00	\$0.00	\$0.00	\$0.00	\$32,999.91	\$0.00	\$0.00	\$32,999.91
171000 Estímulos	\$32,999.91	\$0.00	\$0.00	\$0.00	\$0.00	\$0.00	\$0.00	\$0.00	\$0.00	\$0.00	\$0.00	\$0.00	\$0.00	\$32,999.91	\$0.00	\$0.00	\$32,999.91
171001 Estímulos	\$32,999.91	\$0.00	\$0.00	\$0.00	\$0.00	\$0.00	\$0.00	\$0.00	\$0.00	\$0.00	\$0.00	\$0.00	\$0.00	\$32,999.91	\$0.00	\$0.00	\$32,999.91
<b>200000 MATERIALES Y SUMINISTROS</b>	<b>\$305,125.15</b>	<b>\$45,465.28</b>	<b>\$8,001.68</b>	<b>\$5,739.69</b>	<b>\$25,641.54</b>	<b>\$14,295.66</b>	<b>\$20,283.97</b>	<b>\$33,647.75</b>	<b>\$0.00</b>	<b>\$26,087.00</b>	<b>\$10,982.67</b>	<b>\$0.00</b>	<b>\$0.00</b>	<b>\$0.00</b>	<b>\$189,245.23</b>	<b>\$115,878.92</b>	<b>\$0.00</b>
210000 Materiales de administración, emisión de i	\$248,825.98	\$33,718.20	\$9,201.68	\$0.00	\$25,641.54	\$8,046.26	\$0.00	\$29,155.71	\$0.00	\$19,207.00	\$10,082.67	\$0.00	\$0.00	\$0.00	\$132,957.05	\$115,878.52	\$0.00
211000 Materiales, útiles y equipos menores de dic	\$61,026.28	\$0.00	\$8,001.68	\$0.00	\$4,000.00	\$7,717.88	\$0.00	\$19,489.95	\$0.00	\$18,207.00	\$3,489.67	\$0.00	\$0.00	\$0.00	\$61,026.28	\$0.00	\$0.00
211002 Papelería y Otros Enseres de Oficina FOFY	\$61,026.28	\$0.00	\$8,001.68	\$0.00	\$4,000.00	\$7,717.88	\$0.00	\$19,489.95	\$0.00	\$18,207.00	\$3,489.67	\$0.00	\$0.00	\$0.00	\$61,026.28	\$0.00	\$0.00
214000 Materiales, útiles y equipos menores de loci	\$152,981.08	\$18,687.50	\$0.00	\$0.00	\$8,734.80	\$0.00	\$9,658.76	\$0.00	\$0.00	\$0.00	\$0.00	\$0.00	\$0.00	\$37,082.16	\$115,878.92	\$0.00	\$0.00
214004 Material plásticos Informáticos FOFYR	\$152,981.08	\$18,687.50	\$0.00	\$0.00	\$8,734.80	\$0.00	\$9,658.76	\$0.00	\$0.00	\$0.00	\$0.00	\$0.00	\$0.00	\$37,082.16	\$115,878.92	\$0.00	\$0.00
216000 Material de Limpieza FOFYR	\$34,848.62	\$15,030.50	\$0.00	\$0.00	\$12,806.74	\$328.26	\$0.00	\$0.00	\$0.00	\$0.00	\$0.00	\$0.00	\$0.00	\$34,848.62	\$0.00	\$0.00	\$0.00
216005 Material de Limpieza FOFYR	\$34,848.62	\$15,030.50	\$0.00	\$0.00	\$12,806.74	\$328.26	\$0.00	\$0.00	\$0.00	\$0.00	\$0.00	\$0.00	\$0.00	\$34,848.62	\$0.00	\$0.00	\$0.00
220000 Alimentos y utensilios	\$19,527.08	\$11,747.08	\$0.00	\$0.00	\$0.00	\$0.00	\$0.00	\$0.00	\$0.00	\$7,780.00	\$0.00	\$0.00	\$0.00	\$19,527.08	\$0.00	\$0.00	\$0.00
221000 Producción de alimentos para personas	\$19,527.08	\$11,747.08	\$0.00	\$0.00	\$0.00	\$0.00	\$0.00	\$0.00	\$0.00	\$7,780.00	\$0.00	\$0.00	\$0.00	\$19,527.08	\$0.00	\$0.00	\$0.00
221002 Alimentación de Personas FOFYR	\$19,527.08	\$11,747.08	\$0.00	\$0.00	\$0.00	\$0.00	\$0.00	\$0.00	\$0.00	\$7,780.00	\$0.00	\$0.00	\$0.00	\$19,527.08	\$0.00	\$0.00	\$0.00
240000 Materiales y artículos de construcción y d	\$8,687.42	\$0.00	\$0.00	\$0.00	\$0.00	\$0.00	\$0.00	\$0.00	\$0.00	\$0.00	\$0.00	\$0.00	\$0.00	\$8,687.42	\$0.00	\$0.00	\$0.00



Municipio de Emiliano Zapata  
ESTADO DE HIDALGO  
Analítico Mensual de Egresos Pagados por Fuente de Financiamiento al 31/dic/2020  
(Cifras en pesos y centavos)

Objeto del Gasto	Presupuesto Vigente	Ene												Total Vigente - Total	Diferencia (Vigente - Total)		
		Ene	Feb	Mar	Abr	May	Jun	Jul	Ago	Sep	Oct	Nov	Dic				
242000 Cemento y productos de concreto	\$600.00	\$0.00	\$0.00	\$0.00	\$0.00	\$0.00	\$0.00	\$0.00	\$0.00	\$0.00	\$0.00	\$0.00	\$0.00	\$0.00	\$0.00	\$600.00	\$0.00
242005 Cemento, productos de concreto FOFYR	\$600.00	\$0.00	\$0.00	\$0.00	\$0.00	\$0.00	\$0.00	\$0.00	\$0.00	\$0.00	\$0.00	\$0.00	\$0.00	\$0.00	\$0.00	\$600.00	\$0.00
246000 Material eléctrico y electrónico	\$6,759.42	\$0.00	\$0.00	\$0.00	\$0.00	\$6,759.42	\$0.00	\$0.00	\$0.00	\$0.00	\$0.00	\$0.00	\$0.00	\$0.00	\$0.00	\$6,759.42	\$0.00
246006 Material Eléctrico y electrónico FOFYR	\$6,759.42	\$0.00	\$0.00	\$0.00	\$0.00	\$6,759.42	\$0.00	\$0.00	\$0.00	\$0.00	\$0.00	\$0.00	\$0.00	\$0.00	\$0.00	\$6,759.42	\$0.00
247000 Artículos metálicos para la construcción	\$1,068.00	\$0.00	\$0.00	\$0.00	\$0.00	\$1,068.00	\$0.00	\$0.00	\$0.00	\$0.00	\$0.00	\$0.00	\$0.00	\$0.00	\$0.00	\$1,068.00	\$0.00
247005 Artículos Metálicos para Construcción FOFY	\$1,068.00	\$0.00	\$0.00	\$0.00	\$0.00	\$1,068.00	\$0.00	\$0.00	\$0.00	\$0.00	\$0.00	\$0.00	\$0.00	\$0.00	\$0.00	\$1,068.00	\$0.00
270000 Vestuario, blancos, prendas de protección	\$9,488.04	\$0.00	\$0.00	\$0.00	\$0.00	\$5,000.00	\$0.00	\$0.00	\$4,488.04	\$0.00	\$0.00	\$0.00	\$0.00	\$0.00	\$0.00	\$9,488.04	\$0.00
272000 Prendas de seguridad y protección persona	\$9,488.04	\$0.00	\$0.00	\$0.00	\$0.00	\$5,000.00	\$0.00	\$0.00	\$4,488.04	\$0.00	\$0.00	\$0.00	\$0.00	\$0.00	\$0.00	\$9,488.04	\$0.00
272002 Prendas de Seguridad y Protección Person	\$9,488.04	\$0.00	\$0.00	\$0.00	\$0.00	\$5,000.00	\$0.00	\$0.00	\$4,488.04	\$0.00	\$0.00	\$0.00	\$0.00	\$0.00	\$0.00	\$9,488.04	\$0.00
289000 Herramientas, refacciones y accesorios m	\$18,596.63	\$0.00	\$0.00	\$0.00	\$0.00	\$5,250.40	\$0.00	\$0.00	\$11,596.55	\$0.00	\$0.00	\$0.00	\$0.00	\$0.00	\$0.00	\$18,596.63	\$0.00
289006 Herramientas menores	\$12,846.95	\$0.00	\$0.00	\$0.00	\$0.00	\$1,250.40	\$0.00	\$0.00	\$11,596.55	\$0.00	\$0.00	\$0.00	\$0.00	\$0.00	\$0.00	\$12,846.95	\$0.00
291006 Herramientas Menores FOFYR	\$12,846.95	\$0.00	\$0.00	\$0.00	\$0.00	\$1,250.40	\$0.00	\$0.00	\$11,596.55	\$0.00	\$0.00	\$0.00	\$0.00	\$0.00	\$0.00	\$12,846.95	\$0.00
296002 Refacciones y accesorios menores de equi	\$5,739.68	\$0.00	\$0.00	\$0.00	\$0.00	\$0.00	\$0.00	\$0.00	\$5,739.68	\$0.00	\$0.00	\$0.00	\$0.00	\$0.00	\$0.00	\$5,739.68	\$0.00
296002 Refacciones Equipo de Transporte FOFYR	\$5,739.68	\$0.00	\$0.00	\$0.00	\$0.00	\$0.00	\$0.00	\$0.00	\$5,739.68	\$0.00	\$0.00	\$0.00	\$0.00	\$0.00	\$0.00	\$5,739.68	\$0.00
<b>300000 SERVICIOS GENERALES</b>	<b>\$315,343.35</b>	<b>\$0.00</b>	<b>\$44,709.00</b>	<b>\$7,045.61</b>	<b>\$5,713.00</b>	<b>\$51,268.00</b>	<b>\$10,500.00</b>	<b>\$37,659.20</b>	<b>\$12,820.56</b>	<b>\$5,000.00</b>	<b>\$8,352.00</b>	<b>\$1,334.00</b>	<b>\$150,173.98</b>	<b>\$315,343.35</b>	<b>\$0.00</b>		
<b>320000 Servicios de arrendamiento</b>	<b>\$4,250.01</b>	<b>\$0.00</b>	<b>\$0.00</b>	<b>\$4,250.01</b>	<b>\$0.00</b>	<b>\$0.00</b>	<b>\$0.00</b>	<b>\$0.00</b>	<b>\$0.00</b>	<b>\$0.00</b>	<b>\$0.00</b>	<b>\$0.00</b>	<b>\$4,250.01</b>	<b>\$0.00</b>			
326000 Arrendamiento de maquinaria, otros equi	\$4,250.01	\$0.00	\$0.00	\$4,250.01	\$0.00	\$0.00	\$0.00	\$0.00	\$0.00	\$0.00	\$0.00	\$0.00	\$4,250.01	\$0.00			
326004 Arrendamiento de Maquinaria Y Equipo FO	\$4,250.01	\$0.00	\$0.00	\$4,250.01	\$0.00	\$0.00	\$0.00	\$0.00	\$0.00	\$0.00	\$0.00	\$0.00	\$4,250.01	\$0.00			
330000 Servicios profesionales, científicos, técni	\$130,613.76	\$0.00	\$27,889.00	\$1,914.00	\$4,176.00	\$45,938.00	\$0.00	\$31,459.20	\$8,520.56	\$0.00	\$8,352.00	\$0.00	\$4,176.00	\$130,613.76			
331000 Servicios legales, de contabilidad, auditoría	\$59,840.00	\$0.00	\$15,080.00	\$0.00	\$0.00	\$41,760.00	\$0.00	\$0.00	\$0.00	\$0.00	\$0.00	\$0.00	\$0.00	\$59,840.00			
331008 Servicios Legales FOFYR	\$15,080.00	\$0.00	\$15,080.00	\$0.00	\$0.00	\$0.00	\$0.00	\$0.00	\$0.00	\$0.00	\$0.00	\$0.00	\$0.00	\$15,080.00			
331010 Servicio de Asesoría FOFYR	\$41,760.00	\$0.00	\$0.00	\$0.00	\$41,760.00	\$0.00	\$0.00	\$0.00	\$0.00	\$0.00	\$0.00	\$0.00	\$0.00	\$41,760.00			
333000 Servicios de consultoría administrativa, pro	\$46,444.00	\$0.00	\$12,600.00	\$1,914.00	\$4,176.00	\$4,176.00	\$0.00	\$8,252.00	\$0.00	\$0.00	\$0.00	\$0.00	\$4,176.00	\$46,444.00			
333001 Servicios de informática FORIS	\$25,329.76	\$0.00	\$12,600.00	\$1,914.00	\$4,176.00	\$0.00	\$0.00	\$8,252.00	\$0.00	\$0.00	\$0.00	\$0.00	\$4,176.00	\$25,329.76			
336000 Servicios de apoyo administrativo, fotocopi	\$25,329.76	\$0.00	\$0.00	\$0.00	\$0.00	\$0.00	\$0.00	\$0.00	\$0.00	\$0.00	\$0.00	\$0.00	\$0.00	\$25,329.76			
336005 Servicios de Impresión (hojas valoradas) F	\$41,290.58	\$0.00	\$0.00	\$0.00	\$0.00	\$0.00	\$0.00	\$0.00	\$0.00	\$0.00	\$0.00	\$0.00	\$0.00	\$41,290.58			
351000 Conservación y mantenimiento menor de in	\$37,337.88	\$0.00	\$0.00	\$0.00	\$0.00	\$0.00	\$0.00	\$0.00	\$0.00	\$0.00	\$0.00	\$0.00	\$0.00	\$37,337.88			
351004 Conservación y mantenimiento menor de in	\$37,337.88	\$0.00	\$0.00	\$0.00	\$0.00	\$0.00	\$0.00	\$0.00	\$0.00	\$0.00	\$0.00	\$0.00	\$0.00	\$37,337.88			
353000 Instalación, reparación y mantenimiento de	\$3,071.00	\$0.00	\$0.00	\$0.00	\$0.00	\$0.00	\$0.00	\$0.00	\$0.00	\$0.00	\$0.00	\$0.00	\$0.00	\$3,071.00			
353002 Mantenimiento de Bienes Informáticos FO	\$3,071.00	\$0.00	\$0.00	\$0.00	\$0.00	\$0.00	\$0.00	\$0.00	\$0.00	\$0.00	\$0.00	\$0.00	\$0.00	\$3,071.00			
355000 Reparación y mantenimiento de equipo de t	\$861.60	\$0.00	\$0.00	\$0.00	\$0.00	\$0.00	\$0.00	\$0.00	\$0.00	\$0.00	\$0.00	\$0.00	\$0.00	\$861.60			
355006 Mantenimiento de Vehículos FOFYR	\$861.60	\$0.00	\$0.00	\$0.00	\$0.00	\$0.00	\$0.00	\$0.00	\$0.00	\$0.00	\$0.00	\$0.00	\$0.00	\$861.60			
360000 Servicios de comunicación social y public	\$22,029.00	\$0.00	\$17,029.00	\$0.00	\$0.00	\$0.00	\$0.00	\$0.00	\$0.00	\$0.00	\$0.00	\$0.00	\$0.00	\$22,029.00			
361000 Difusión por radio, televisión y otros medios	\$22,029.00	\$0.00	\$17,029.00	\$0.00	\$0.00	\$0.00	\$0.00	\$0.00	\$0.00	\$0.00	\$0.00	\$0.00	\$0.00	\$22,029.00			
361003 Difusión por radio, televisión y otros medios	\$5,000.00	\$0.00	\$0.00	\$0.00	\$0.00	\$0.00	\$0.00	\$0.00	\$0.00	\$0.00	\$0.00	\$0.00	\$0.00	\$5,000.00			
361007 Impresiones de Publicaciones Oficiales FO	\$17,029.00	\$0.00	\$17,029.00	\$0.00	\$0.00	\$0.00	\$0.00	\$0.00	\$0.00	\$0.00	\$0.00	\$0.00	\$0.00	\$17,029.00			
380000 Servicios oficiales	\$117,160.00	\$0.00	\$0.00	\$0.00	\$0.00	\$0.00	\$0.00	\$0.00	\$0.00	\$0.00	\$0.00	\$0.00	\$0.00	\$117,160.00			
382000 Gastos de orden social y cultural	\$117,160.00	\$0.00	\$0.00	\$0.00	\$0.00	\$0.00	\$0.00	\$0.00	\$0.00	\$0.00	\$0.00	\$0.00	\$0.00	\$117,160.00			
392004 Gastos de Orden Social FOFYR	\$117,160.00	\$0.00	\$0.00	\$0.00	\$0.00	\$0.00	\$0.00	\$0.00	\$0.00	\$0.00	\$0.00	\$0.00	\$0.00	\$117,160.00			



Municipio de Emiliano Zapata  
ESTADO DE HIDALGO  
Analítico Mensual de Egresos Pagados por Fuente de Financiamiento al 31/dic./2020  
(Cuentas con Movimientos)  
(Cifras en pesos y centavos)

Objeto del Gasto	Presupuesto Vigente	Ene												Total Vigente	Diferencia (Total)
		Ene	Feb	Mar	Abr	May	Jun	Jul	Ago	Sep	Oct	Nov	Dic		
<b>400000 TRANSFERENCIAS, ASIGNACIONES</b>	\$1,081,051.53	\$99,964.30	\$82,240.06	\$95,774.57	\$103,958.03	\$103,766.80	\$87,342.04	\$88,767.16	\$109,959.33	\$31,756.05	\$78,576.05	\$65,135.26	\$124,200.77	\$1,081,050.39	\$0.80
Ayudas sociales	\$1,081,051.53	\$99,964.30	\$82,240.06	\$95,774.57	\$103,958.03	\$103,766.80	\$87,342.04	\$88,767.16	\$109,959.33	\$31,756.05	\$78,576.05	\$65,135.26	\$124,200.77	\$1,081,050.39	\$0.80
Ayudas a personas	\$21,100.00	\$4,200.00	\$0.00	\$0.00	\$16,810.00	\$0.00	\$0.00	\$0.00	\$0.00	\$0.00	\$0.00	\$0.00	\$0.00	\$21,100.00	\$0.00
AYUDAS A PERSONAS DE ESCASOS RE	\$21,100.00	\$4,200.00	\$0.00	\$0.00	\$16,810.00	\$0.00	\$0.00	\$0.00	\$0.00	\$0.00	\$0.00	\$0.00	\$0.00	\$21,100.00	\$0.00
Bezas y otras ayudas para programas de ce	\$16,890.57	\$0.00	\$0.00	\$0.00	\$16,890.57	\$0.00	\$0.00	\$0.00	\$0.00	\$0.00	\$0.00	\$0.00	\$0.00	\$16,890.57	\$0.00
PREMIOS, RECOMPENSAS (CONTRMUY	\$16,890.57	\$0.00	\$0.00	\$0.00	\$16,890.57	\$0.00	\$0.00	\$0.00	\$0.00	\$0.00	\$0.00	\$0.00	\$0.00	\$16,890.57	\$0.00
Ayudas sociales a instituciones sin fines de	\$1,043,290.86	\$95,574.30	\$82,240.06	\$95,774.57	\$86,858.03	\$87,106.23	\$87,342.04	\$88,767.16	\$109,869.53	\$31,756.05	\$78,576.06	\$65,135.26	\$124,200.77	\$1,043,290.36	\$0.60
APOYO AL SECTOR SALUD FOFR	\$1,023,108.86	\$95,574.30	\$82,240.08	\$95,774.57	\$86,858.03	\$87,106.23	\$87,342.04	\$88,767.16	\$109,869.53	\$31,756.05	\$78,576.06	\$65,135.26	\$124,200.77	\$1,023,108.36	\$0.60
APOYO A D.F. MUNICIPAL FOFR	\$20,182.00	\$0.00	\$0.00	\$0.00	\$0.00	\$0.00	\$0.00	\$0.00	\$0.00	\$0.00	\$0.00	\$0.00	\$0.00	\$20,182.00	\$0.00
FOFR 2020	\$2,185,594.34	\$185,325.36	\$150,062.54	\$195,795.26	\$223,227.27	\$271,135.76	\$133,977.21	\$165,747.11	\$235,583.24	\$70,013.23	\$175,202.21	\$137,389.26	\$237,389.26	\$1,855,706.52	\$115,957.72
<b>16GA19 INC IEPS GAS 2019</b>	\$3,239.96	\$3,239.96	\$0.00	\$0.00	\$0.00	\$0.00	\$0.00	\$0.00	\$0.00	\$0.00	\$0.00	\$0.00	\$0.00	\$3,239.96	\$0.00
Servicios básicos	\$3,239.96	\$3,239.96	\$0.00	\$0.00	\$0.00	\$0.00	\$0.00	\$0.00	\$0.00	\$0.00	\$0.00	\$0.00	\$0.00	\$3,239.96	\$0.00
Energía eléctrica	\$3,239.96	\$3,239.96	\$0.00	\$0.00	\$0.00	\$0.00	\$0.00	\$0.00	\$0.00	\$0.00	\$0.00	\$0.00	\$0.00	\$3,239.96	\$0.00
Servicio de Energía Eléctrica IEPS GAS	\$3,239.96	\$3,239.96	\$0.00	\$0.00	\$0.00	\$0.00	\$0.00	\$0.00	\$0.00	\$0.00	\$0.00	\$0.00	\$0.00	\$3,239.96	\$0.00
INC IEPS GAS 2019	\$3,239.96	\$3,239.96	\$0.00	\$0.00	\$0.00	\$0.00	\$0.00	\$0.00	\$0.00	\$0.00	\$0.00	\$0.00	\$0.00	\$3,239.96	\$0.00
<b>16GA20 IEPS GAS 2020</b>	\$445,697.01	\$43,529.60	\$83,694.39	\$40,270.44	\$40,820.52	\$39,298.10	\$32,127.61	\$26,292.04	\$36,889.26	\$0.00	\$31,389.98	\$71,324.87	\$445,626.81	\$70.20	
Servicios básicos	\$445,697.01	\$0.00	\$43,529.60	\$83,694.39	\$40,270.44	\$40,820.52	\$39,298.10	\$32,127.61	\$26,292.04	\$0.00	\$31,389.98	\$71,324.87	\$445,626.81	\$70.20	
Energía eléctrica	\$445,697.01	\$0.00	\$43,529.60	\$83,694.39	\$40,270.44	\$40,820.52	\$39,298.10	\$32,127.61	\$26,292.04	\$0.00	\$31,389.98	\$71,324.87	\$445,626.81	\$70.20	
Servicio de Energía Eléctrica IEPS GAS	\$445,697.01	\$0.00	\$43,529.60	\$83,694.39	\$40,270.44	\$40,820.52	\$39,298.10	\$32,127.61	\$26,292.04	\$0.00	\$31,389.98	\$71,324.87	\$445,626.81	\$70.20	
IEPS GAS 2020	\$445,697.01	\$0.00	\$43,529.60	\$83,694.39	\$40,270.44	\$40,820.52	\$39,298.10	\$32,127.61	\$26,292.04	\$0.00	\$31,389.98	\$71,324.87	\$445,626.81	\$70.20	
<b>16IR19 ISR 2019</b>	\$1,353.59	\$0.00	\$0.00	\$0.00	\$0.00	\$0.00	\$0.00	\$0.00	\$0.00	\$0.00	\$0.00	\$0.00	\$0.00	\$1,353.59	\$0.00
MATERIALES Y SUMINISTROS	\$1,353.59	\$0.00	\$0.00	\$0.00	\$0.00	\$0.00	\$0.00	\$0.00	\$0.00	\$0.00	\$0.00	\$0.00	\$0.00	\$1,353.59	\$0.00
Alimentos y utensilios	\$1,353.59	\$0.00	\$0.00	\$0.00	\$0.00	\$0.00	\$0.00	\$0.00	\$0.00	\$0.00	\$0.00	\$0.00	\$0.00	\$1,353.59	\$0.00
Productos alimenticios para personas	\$1,353.59	\$0.00	\$0.00	\$0.00	\$0.00	\$0.00	\$0.00	\$0.00	\$0.00	\$0.00	\$0.00	\$0.00	\$0.00	\$1,353.59	\$0.00
Alimentación de Personal ISR	\$1,353.59	\$0.00	\$0.00	\$0.00	\$0.00	\$0.00	\$0.00	\$0.00	\$0.00	\$0.00	\$0.00	\$0.00	\$0.00	\$1,353.59	\$0.00
ISR 2019	\$1,353.59	\$0.00	\$0.00	\$0.00	\$0.00	\$0.00	\$0.00	\$0.00	\$0.00	\$0.00	\$0.00	\$0.00	\$0.00	\$1,353.59	\$0.00
<b>16IR20 ISR 2020</b>	\$169,336.10	\$0.00	\$0.00	\$47,130.80	\$0.00	\$0.00	\$0.00	\$0.00	\$0.00	\$0.00	\$0.00	\$0.00	\$0.00	\$169,336.10	\$0.00
SERVICIOS PERSONALES	\$169,336.10	\$0.00	\$0.00	\$47,130.80	\$0.00	\$0.00	\$0.00	\$0.00	\$0.00	\$0.00	\$0.00	\$0.00	\$0.00	\$169,336.10	\$0.00
Otras prestaciones sociales y económicas	\$169,336.10	\$0.00	\$0.00	\$47,130.80	\$0.00	\$0.00	\$0.00	\$0.00	\$0.00	\$0.00	\$0.00	\$0.00	\$0.00	\$169,336.10	\$0.00
Prestaciones contractuales	\$169,336.10	\$0.00	\$0.00	\$47,130.80	\$0.00	\$0.00	\$0.00	\$0.00	\$0.00	\$0.00	\$0.00	\$0.00	\$0.00	\$169,336.10	\$0.00





Rep: rptAnaliticoFinanqueusdeEgresos\_FF

Municipio de Emiliano Zapata
ESTADO DE HIDALGO
Analitico Mensual de Egresos Pagados por Fuente de Financiamiento al 31/dic/2020
(Cifras en pesos y centavos)

Fecha y hora de Impresión 19/ene/2021 12:03 p. m.

Table with columns: Objeto del Gasto, Presupuesto Vigente, Ene, Feb, Mar, Abr, May, Jun, Jul, Ago, Sep, Oct, Nov, Dic, Total (Vigente - Total), Diferencia. Rows include categories like MATERIALES Y SUMINISTROS, Servicios de administración, Materiales, Papelería, etc.



Municipio de Emiliano Zapata  
ESTADO DE HIDALGO  
Analitico Mensual de Egresos Pagados por Fuente de Financiamiento al 31/dic-/2020  
(Cifras en pesos y centavos)

Fecha y Hora de Impresión: 19/ene/2021 12:03 p. m.

Objeto del Gasto	Presupuesto Vigente	Ene												Total (Vigente - Total)	Diferencia
		Ene	Feb	Mar	Abr	May	Jun	Jul	Ago	Sep	Oct	Nov	Dic		
<b>16IS20 ISAN 2020</b>	\$171,678.22	\$0.00	\$13,065.21	\$14,237.46	\$24,753.04	\$9,233.04	\$21,924.54	\$16,543.53	\$8,250.94	\$24,004.87	\$14,045.47	\$8,782.47	\$9,246.85	\$161,236.32	\$10,441.90
SERVICIOS GENERALES	\$171,678.22	\$0.00	\$13,065.21	\$14,237.46	\$24,753.04	\$9,233.04	\$21,924.54	\$16,543.53	\$8,250.94	\$24,004.87	\$14,045.47	\$8,782.47	\$9,246.85	\$161,236.32	\$10,441.90
Servicios basicos	\$171,678.22	\$0.00	\$13,065.21	\$14,237.46	\$24,753.04	\$9,233.04	\$21,924.54	\$16,543.53	\$8,250.94	\$24,004.87	\$14,045.47	\$8,782.47	\$9,246.85	\$161,236.32	\$10,441.90
Energia electrica	\$171,678.22	\$0.00	\$13,065.21	\$14,237.46	\$24,753.04	\$9,233.04	\$21,924.54	\$16,543.53	\$8,250.94	\$24,004.87	\$14,045.47	\$8,782.47	\$9,246.85	\$161,236.32	\$10,441.90
Servicio de Energia Electrica ISAN	\$171,678.22	\$0.00	\$13,065.21	\$14,237.46	\$24,753.04	\$9,233.04	\$21,924.54	\$16,543.53	\$8,250.94	\$24,004.87	\$14,045.47	\$8,782.47	\$9,246.85	\$161,236.32	\$10,441.90
ISAN 2020	\$171,678.22	\$0.00	\$13,065.21	\$14,237.46	\$24,753.04	\$9,233.04	\$21,924.54	\$16,543.53	\$8,250.94	\$24,004.87	\$14,045.47	\$8,782.47	\$9,246.85	\$161,236.32	\$10,441.90
<b>16TA19 IEPS TAB 2019</b>	\$42,127.12	\$42,127.12	\$0.00	\$0.00	\$0.00	\$0.00	\$0.00	\$0.00	\$0.00	\$0.00	\$0.00	\$0.00	\$0.00	\$42,127.12	\$0.00
SERVICIOS GENERALES	\$42,127.12	\$42,127.12	\$0.00	\$0.00	\$0.00	\$0.00	\$0.00	\$0.00	\$0.00	\$0.00	\$0.00	\$0.00	\$0.00	\$42,127.12	\$0.00
Servicios basicos	\$42,127.12	\$42,127.12	\$0.00	\$0.00	\$0.00	\$0.00	\$0.00	\$0.00	\$0.00	\$0.00	\$0.00	\$0.00	\$0.00	\$42,127.12	\$0.00
Energia electrica	\$42,127.12	\$42,127.12	\$0.00	\$0.00	\$0.00	\$0.00	\$0.00	\$0.00	\$0.00	\$0.00	\$0.00	\$0.00	\$0.00	\$42,127.12	\$0.00
Servicio de Energia Electrica IEPS TAB	\$42,127.12	\$42,127.12	\$0.00	\$0.00	\$0.00	\$0.00	\$0.00	\$0.00	\$0.00	\$0.00	\$0.00	\$0.00	\$0.00	\$42,127.12	\$0.00
IEPS TAB 2019	\$42,127.12	\$42,127.12	\$0.00	\$0.00	\$0.00	\$0.00	\$0.00	\$0.00	\$0.00	\$0.00	\$0.00	\$0.00	\$0.00	\$42,127.12	\$0.00
<b>16TA20 IEPS TAB 2020</b>	\$23,208.28	\$23,208.28	\$25,180.45	\$37,406.40	\$23,965.19	\$22,502.15	\$20,956.30	\$0.00	\$4,615.51	\$17,351.96	\$20,873.32	\$19,916.13	\$19,940.38	\$212,707.79	\$20,500.49
SERVICIOS GENERALES	\$23,208.28	\$23,208.28	\$25,180.45	\$37,406.40	\$23,965.19	\$22,502.15	\$20,956.30	\$0.00	\$4,615.51	\$17,351.96	\$20,873.32	\$19,916.13	\$19,940.38	\$212,707.79	\$20,500.49
Servicios basicos	\$23,208.28	\$23,208.28	\$25,180.45	\$37,406.40	\$23,965.19	\$22,502.15	\$20,956.30	\$0.00	\$4,615.51	\$17,351.96	\$20,873.32	\$19,916.13	\$19,940.38	\$212,707.79	\$20,500.49
Energia electrica	\$23,208.28	\$23,208.28	\$25,180.45	\$37,406.40	\$23,965.19	\$22,502.15	\$20,956.30	\$0.00	\$4,615.51	\$17,351.96	\$20,873.32	\$19,916.13	\$19,940.38	\$212,707.79	\$20,500.49
Servicio de Energia Electrica IEPS TAB	\$23,208.28	\$23,208.28	\$25,180.45	\$37,406.40	\$23,965.19	\$22,502.15	\$20,956.30	\$0.00	\$4,615.51	\$17,351.96	\$20,873.32	\$19,916.13	\$19,940.38	\$212,707.79	\$20,500.49
IEPS TAB 2020	\$23,208.28	\$23,208.28	\$25,180.45	\$37,406.40	\$23,965.19	\$22,502.15	\$20,956.30	\$0.00	\$4,615.51	\$17,351.96	\$20,873.32	\$19,916.13	\$19,940.38	\$212,707.79	\$20,500.49
<b>25FI20 FAISM 2020</b>	\$4,356,529.77	\$0.00	\$0.00	\$0.00	\$0.00	\$0.00	\$0.00	\$0.00	\$3,162,289.69	\$0.00	\$723,035.35	\$182,407.28	\$0.00	\$4,067,732.32	\$290,797.45
INVERSION PUBLICA	\$4,356,529.77	\$0.00	\$0.00	\$0.00	\$0.00	\$0.00	\$0.00	\$0.00	\$3,162,289.69	\$0.00	\$723,035.35	\$182,407.28	\$0.00	\$4,067,732.32	\$290,797.45
Otra publica en bienes de dominio publico	\$4,356,529.77	\$0.00	\$0.00	\$0.00	\$0.00	\$0.00	\$0.00	\$0.00	\$3,162,289.69	\$0.00	\$723,035.35	\$182,407.28	\$0.00	\$4,067,732.32	\$290,797.45
Division de terrenos y construccion de obra	\$4,356,529.77	\$0.00	\$0.00	\$0.00	\$0.00	\$0.00	\$0.00	\$0.00	\$3,162,289.69	\$0.00	\$723,035.35	\$182,407.28	\$0.00	\$4,067,732.32	\$290,797.45
Division de terrenos y construccion de obra	\$4,356,529.77	\$0.00	\$0.00	\$0.00	\$0.00	\$0.00	\$0.00	\$0.00	\$3,162,289.69	\$0.00	\$723,035.35	\$182,407.28	\$0.00	\$4,067,732.32	\$290,797.45
FAISM 2020	\$4,356,529.77	\$0.00	\$0.00	\$0.00	\$0.00	\$0.00	\$0.00	\$0.00	\$3,162,289.69	\$0.00	\$723,035.35	\$182,407.28	\$0.00	\$4,067,732.32	\$290,797.45

TOTAL FINAL: \$3,162,289.69    \$3,162,289.69    \$4,766,125.98    \$5,583,635.26    \$4,167,207.57    \$3,167,494.95    \$4,316,111.24    \$4,531,121.35    \$1,463,903.53    \$3,106,165.40    \$3,353,122.45    \$2,285,824.58    \$4,056,188.08    \$3,274,238.24    \$3,274,238.24

